



भारत सरकार,
कर्मचारी चयन आयोग,
कार्मिक, लोक शिकायत और पेंशन मंत्रालय,
ब्लॉक स. 12, केन्द्रीय कार्यालय परिसर,
लोधी रोड, नई दिल्ली – 110003

(To be published on the website of the Commission (<https://ssc.gov.in>) on 05.09.2024)

NOTICE

Constable (GD) in Central Armed Police Forces (CAPFs) and SSF, Rifleman (GD) in Assam Rifles, and Sepoy in Narcotics Control Bureau Examination-2025

Dates for submission of Online Application Form	05.09.2024 to 14.10.2024
Last date and time for receipt of Online Application Form	14.10.2024 (23:00)
Last date and time for making Online Fee Payment	15.10.2024 (23:00)
Dates of 'Window for Application Form Correction' including online payment of correction charges	05.11.2024 to 07.11.2024 (23:00)
Tentative Schedule of Computer-Based Examination	January - February 2025

“GOVERNMENT STRIVES TO HAVE A WORKFORCE WHICH REFLECTS GENDER BALANCE AND WOMEN CANDIDATES ARE ENCOURAGED TO APPLY”

F. No. HQ-C-3007/12/2024-C-3: - As per the Recruitment Scheme formulated by the Ministry of Home Affairs (MHA) and as per the Memorandum of Understanding signed between Ministry of Home Affairs (MHA) and the Staff Selection Commission (SSC), the Staff Selection Commission will conduct an Open Competitive Examination for recruitment to the posts of Constable (General Duty) in Border Security Force (BSF), Central Industrial Security Force (CISF), Central Reserve Police Force (CRPF), Indo Tibetan Border Police (ITBP), Sashastra Seema Bal (SSB), and Secretariat Security Force (SSF), Rifleman (General Duty) in Assam Rifles (AR), and Sepoy in Narcotics Control Bureau (NCB). The recruitment process will consist of Computer Based Examination (CBE), Physical Standard Test (PST), Physical Efficiency Test (PET), Medical Examination and Document Verification. The salient features of the Recruitment Examination are as follows: -

11. The Notice of the Examination will be published by the SSC based on the Scheme of Examination and the vacancies provided by the MHA.
12. Application Forms will be accepted through online mode only.
13. Computer Based Examination (CBE) will be conducted by the Commission in English, Hindi and in **13 Regional Languages** viz. (i) Assamese, (ii) Bengali, (iii) Gujarati, (iv) Kannada, (v) Konkani, (vi) Malayalam, (vii) Manipuri, (viii) Marathi, (ix) Odia, (x) Punjabi, (xi) Tamil, (xii) Telugu and (xiii) Urdu.

14. Physical Standard Test (PST)/ Physical Efficiency Test (PET), Detailed Medical Examination (DME)/ Review Medical Examination (RME) and Document Verification (DV) will be scheduled and conducted by the CAPFs.
 15. Collection of required eligibility certificates/ documents from the candidates and their verification will be carried out at the time of Detailed Medical Examination and Document Verification by the CAPFs.
 16. Vacancies of Constable (GD) in SSF and Sepoy in NCB will be filled up on an All-India basis whereas vacancies in all other CAPFs will be filled up as per the vacancies available in various States/ UTs. In addition, vacancies are earmarked for the Border Guarding Districts and Militancy/ Naxal affected Districts, which are reserved for the candidates of these districts only.
 17. The lists containing names of Border Guarding Districts and Militancy/ Naxal affected areas are available at **Annexure-XI** and **Annexure-XII** respectively.
 18. Final results along with Force allocation will be declared by the Commission based on the performance of candidates in the Computer Based Examination and preference of Forces opted by them in the Online Application Form subject to their qualifying Physical Standard Test, Physical Efficiency Test, Medical Examination and other conditions stipulated in the Notice of the Examination.
 19. Court cases/ RTI/ Public Grievances relating to the conduct of the Computer Based Examination, preparation of merit list, Force allocation of selected candidates and final result will be handled by the SSC and the issues relating to other matters, namely, policy related issues arisen in the Examination, Scheme of the Examination, vacancies, conduct of PST/ PET, DME/ RME, Document Verification etc. will be handled by the MHA/ the coordinating CAPFs.
 - 1.10. Admit cards for all stages of the Examination will not be sent by Post. Facility for download of Admit Cards will be provided on the websites of Regional Offices of the Commission as well as on the website of CRPF i.e. <http://www.crpf.gov.in>. Candidates are advised to regularly visit the websites of the Commission i.e. <https://ssc.gov.in>, the Regional Office concerned and the Nodal CAPF i.e. CRPF for updates on the Examination process and download Admit Cards for each stage of the Examination.
- 2 Pay Scale:** Pay Level -1 (Rs 18,000 to 56,900) for the post of Sepoy in NCB and Pay Level – 3 (₹21,700/- to ₹ 69,100/-) for all other posts.

3 Vacancies: The details of vacancies are as follows: -

Force	Male					Total	Female					Total	Grand Total
	SC	ST	OBC	EWS	UR		SC	ST	OBC	EWS	UR		
BSF	2018	1489	2906	1330	5563	13306	356	262	510	234	986	2348	15654
CISF	959	687	1420	644	2720	6430	106	71	156	74	308	715	7145
CRPF	1681	1213	2510	1130	4765	11299	34	20	53	19	116	242	11541
SSB	122	79	187	82	349	819	0	0	0	0	0	0	819
ITBP	345	326	505	197	1191	2564	59	59	90	21	224	453	3017
AR	124	223	205	109	487	1148	9	21	16	6	48	100	1248
SSF	5	3	9	4	14	35	0	0	0	0	0	0	35
NCB	0	1	5	0	5	11	0	0	4	1	6	11	22
Total	5254	4021	7747	3496	15094	35612	564	433	829	355	1688	3869	39481

31. The vacancies are Tentative. Vacancies in detail (state-wise, force-wise, gender-wise category-wise etc.) are available on the website of the Commission (<https://ssc.gov.in>> For Candidates > Tentative Vacancy). Any change in the number of vacancies will be intimated through the website of the Commission.
 32. 10% vacancies are earmarked for Ex-servicemen (ESM). If suitable ESM candidates are not available, vacancies reserved for ESM will be filled by non-ESM candidates of the respective categories.
 33. As the vacancies in CAPFs have been earmarked State/ UT-wise, candidates are required to submit a Domicile/ Permanent Residential Certificate of the State/ UT indicated by them in the online Application Form at the time of DME/ Documents Verification failing which their candidature will be cancelled forthwith and they will not be allowed to appear in the Detailed Medical Examination. If a candidate produces Domicile/ Permanent Resident Certificate (PRC) issued by a State other than the State mentioned in his/ her application, he/ she shall not be allowed to change the State at the time of Document Verification and his/her candidature shall be cancelled straightaway. Therefore, candidates should fill in the Online Application Form very carefully.
 34. Candidates recommended for appointment are liable to serve anywhere in India.
 35. The appointment of candidates after their selection is subject to the availability of seats in the training facilities of various CAPFs. As such, candidates may be appointed in phases in accordance with the availability of training space. The joining and in-service issues, seniority, training etc. will be regulated in accordance with the rules and regulations of various Organizations participating in this Examination.
 36. The Commission shall not prepare or maintain a waiting list /reserve list after the declaration of the final result of the Examination.
- 4 **Nationality/ Citizenship:** The candidate must be a citizen of India. Vacancies in CAPFs & AR are State/UT/area wise, hence a candidate must submit a domicile certificate/ PRC against his domiciled state/ UT. The crucial date for age reckoning is fixed.
- 5 **Age Limit:** The crucial date for age reckoning is fixed as 01-01-2025 in accordance with the provisions of the DoP&T OM No. 14017/70/87-Estt.(RR) dated 14-07-1988. Accordingly, the age of the candidate must be **18-23 years as on 01-01-2025** (i.e., candidates born **not before** 02-01-2002 and not **later than** 01-01-2007).
51. Permissible relaxations in upper age limit for different categories are as under:

Code No	Category	Age-Relaxation Permissible beyond the upper age limit
1	SC/ ST	5 years
2	OBC	3 years
3	Ex-Servicemen	3 years after deduction of the military service rendered from the actual age as on the date of reckoning.
4	Children and dependents of victims killed in the 1984 riots or communal riots of 2002 in Gujarat (Unreserved/ EWS)	5 years

Code No	Category	Age-Relaxation Permissible beyond the upper age limit
5	Children and dependents of victims killed in the 1984 riots or communal riots of 2002 in Gujarat (OBC)	8 years
6	Children and dependents of victims killed in the 1984 riots or communal riots of 2002 in Gujarat (SC/ ST)	10 years

52. Date of Birth (DoB) filled by the candidate in the Online Application Form and the same recorded in the Matriculation/ Secondary Examination Certificate will be accepted by the Commission for determining the age and no subsequent request for change will be considered or granted. In case of a mismatch between DoB, the candidature of such candidate shall be liable to rejection at any stage of the Examination.
53. Ex-Servicemen (ESM), who have already secured employment in the civil side under the Government on a regular basis after availing of the benefits of reservation given to Ex-Servicemen for their re-employment, are not eligible for reservation in the ESM category and fee concession. However, he can avail himself of the benefit of reservation as an Ex-Serviceman for subsequent employment if he immediately after joining civil employment, has given a self-declaration/ undertaking to the concerned employer about the date-wise details of applications for various vacancies for which he had applied before joining the initial civil employment as mentioned in the DoP&T OM No. 36034/1/2014-Estt (Res) dated 14th August 2014.
54. The period of "Call up Service" of an Ex-Serviceman in the Armed Forces shall also be treated as service rendered in the Armed Forces for the purpose of age-relaxation.
55. For any serviceman of the three Armed Forces of the Union to be treated as Ex-Serviceman for the purpose of securing the benefits of reservation, he must have already acquired, at the relevant time of submitting his (hereinafter may be read as his/her) application for the Post/Service, the status of ex-servicemen or is in a position to establish his acquired entitlement by documentary evidence from the competent authority that he would complete specified term of engagement from the Armed Forces within the stipulated period of one year from the closing date for receipt of applications i.e.14-10-2024. Such candidates must also acquire the status of an ex-serviceman within the stipulated period of one year from the closing date of receipt of application. However, if the selection process (last date of receipt of applications to declaration of final result) takes more than one year, ESM candidates will not be declared ineligible under Ex-servicemen category on the ground that he has got himself released from the Armed Forces after one year from the last date of receipt of applications.
56. **Explanation:** An 'Ex-Serviceman' means a person:
- 5.6.1. Who has served in any rank whether as a combatant or non-combatant in the Regular Army, Navy or Air Force of the Indian Union, and
- a. who either has been retired or relieved or discharged from such service whether at his own request or being relieved by the employer after earning his or her pension; or

- b. who has been relieved from such service on medical grounds attributable to military service or circumstances beyond his control and awarded medical or other disability pension; or
- c. who has been released from such service as a result of a reduction in establishment;

or

5.6.2. Who has been released from such service after completing the specific period of engagement, otherwise than at his own request, or by way of dismissal, or discharge on account of misconduct or inefficiency and has been given a gratuity; and includes personnel of the Territorial Army, namely, pension holders for continuous embodied service or broken spells of qualifying service;

or

5.6.3. Personnel of the Army Postal Service who are part of the Regular Army and retired from the Army Postal Service without reversion to their parent service with pension, or are released from the Army Postal Service on medical grounds attributable to or aggravated by military service or circumstance beyond their control and awarded medical or other disability pension;

or

5.6.4. Personnel, who were on deputation in Army Postal Service for more than six months prior to the 14th April 1987;

or

5.6.5. Gallantry award winners of the Armed forces including personnel of the Territorial Army;

or

5.6.6. Ex-recruits boarded out or relieved on medical grounds and granted medical disability pension.

57. The persons serving in the Armed Forces of the Union, who on retirement from service, would come under the category of Ex-Serviceman and will be permitted to apply for re-employment one year before the completion of the specified term of engagement and avail themselves of all concessions available to Ex-Servicemen but shall not be permitted to leave the uniform until they complete the specified term of engagement in the Armed Forces of the Union.

58. **Age-concession/ reservation is not admissible to sons, daughters and dependents of Ex-Servicemen. Therefore, such candidates should not indicate their category as Ex-Servicemen.**

59. Children means:

5.9.1. son (including adopted son) or

5.9.2. daughter (including adopted daughter)

5.10. Dependent family member means:

5.10.1. spouse or

5.10.2. children or

5.10.3. A brother or sister in the case of an unmarried victim, who was wholly dependent on that victim at the time of his getting killed in the riots, would be

eligible. In order to be eligible for upper age relaxation in category 4/ 5/ 6, the Applicant should produce a certificate to that effect from the District Collector/ District Magistrate concerned wherein the victim was killed.

6 Process of Certification and Format of Certificates:

61. Candidates, who wish to be considered against reserved vacancies/ or seek age-relaxation, are required to submit the requisite certificate from the competent authority, in the prescribed format, when such certificates are sought by the CAPFs concerned for document verification at the time of DME. Otherwise, their claim for the SC/ ST/ OBC/EWS/ESM category will not be entertained and their candidature/ applications will be considered under the Un-reserved (UR) category. Further, if a candidate has sought any other age-relaxation or claimed ESM status and is not able to produce the relevant certificate, he will be considered in his respective category i.e., SC/ ST/ OBC/ EWS/ UR. The formats of the certificates are annexed with the Notice of the Examination.
62. A candidate belonging to SC, ST or OBC category, on migration from his Origin State/ UT to another State/ UT (i.e. the State / UT of Domicile) will have to make an informed choice whether to get the benefit of reservation in the **State/ UT of origin** or to **appear as an Unreserved candidate from the State of migration**. Such choice will have to be exercised by the candidate in the Online Application Form. No request for change of such option, after the final submission/ Correction Window of the Online Application Form, will be entertained by the Commission. In case, a candidate **opts to avail himself of the benefit of reservation from the State of origin**, he will have to submit information about the District and State/ UT of his origin as well as the District and State/ UT of his domicile in the Online Application Form and **his candidature will be considered from the State/ UT of Origin**. Such candidates will **not be required to submit a Domicile Certificate from the State/ UT of Origin**. However, such candidates will be required to submit the Caste Certificate from / based on the State/ UT of Origin.
63. If a candidate declares in the Online Application Form that he has migrated from his State/ UT of Origin to another State/ UT (i.e. the State / UT of Domicile) and opts not to avail of the benefit of reservation from his State/ UT of Origin, **such candidate will be considered as an Unreserved category candidate** in his domiciled State/ UT **irrespective of his possession of caste certificate**.
64. If a candidate declares in the Online Application Form that he/ she has migrated from his/ her State/ UT of Origin to another state/ UT (i.e. the State / UT of Domicile) and opts to avail of the benefit of reservation from his/ her State/ UT of Origin, such a candidate has to **produce caste certificate** from / based on the State/ UT of **Origin failing which his candidature will be considered as an Unreserved category candidate from the State/ UT of migration** (i.e. the State / UT of Domicile). **If, however, the candidate fails to produce the requisite domicile certificate** from the domiciled State/ UT, his candidature shall be rejected forthwith.
65. The crucial date for a claim of SC/ ST/ OBC/ EWS status or any other benefit viz. fee concession, reservation, age-relaxation, etc., will be the **closing date for receipt of the Online Application Form i.e., 14.10.2024**.
66. A person seeking an appointment on the basis of reservation to OBCs must ensure that he possesses the caste/ community certificate and does not fall in the creamy layer on the crucial date.

67. A person seeking appointment on the basis of reservation to EWS must ensure that he possesses the Income & Asset certificate valid for the financial year 2024-2025 issued on the basis of Income for the financial year 2023-24 in accordance with the DoP&T OM No. 36039/1/2019-Estt (Res) dated 31.01.2019.
68. Candidates may also note that in respect of the above, their candidature will remain provisional till the veracity of the document concerned is verified by the Appointing Authority. Candidates are cautioned that they will be debarred from the Examinations conducted by the Commission in case they fraudulently claim SC/ ST/ OBC/ EWS/ ESM status or avail of any other benefit.
69. Candidates will be considered for recruitment in their respective State/ UT on the production of a valid "Domicile Certificate/ Permanent Residential Certificate (PRC)" issued by the competent authority so authorized by the State/ UT concerned to prove their domiciliary status at the time of Documents Verification (DV) failing which their candidature will be cancelled forthwith. The Domicile/ PRC certificate must be of the State/ UT indicated by the candidates in their Online Application Form failing which their candidature will be cancelled forthwith.
610. Since the State of Assam is not issuing a Domicile Certificate/ Permanent Residence Certificate, candidates belonging to the State of Assam are not required to submit the same. However, their selection will be subject to verification of residential status from the District Authority concerned.
611. West Pakistani Refugees (WPR), who have settled in Jammu & Kashmir and Ladakh but have not been given the status of citizens of the UTs, will be recruited without the condition of having a domicile certificate from the designated authority of the J&K and Ladakh UTs. However, such candidates will be required to submit a Nativity/ Identity Certificate for the WPR as per **Annexure-XIII**.

7 Educational Qualifications (As on 01-01-2025):

71. The candidates must have passed the Matriculation or 10th Class Examination from a recognized Board/ University as on or before the cut-off date i.e., **01-01-2025**.
72. Candidates, who have not acquired the essential educational qualification as on the stipulated date (i.e., **01-01-2025**) will not be eligible and need not apply.
73. As per the Ministry of Human Resource Development Notification dated 10-06-2015 published in the Gazette of India, all the degrees/ diplomas/ certificates awarded through Open and Distance Learning mode of education by the Universities established by an Act of Parliament or State Legislature, Institutions Deemed to be Universities under Section 3 of the University Grants Commission Act, 1956 and Institutions of National Importance declared under an Act of Parliament stand automatically recognized for the purpose of employment to posts and services under the Central Government provided they have been approved by the Distance Education Bureau, University Grants Commission. Accordingly, unless such degrees are recognized for the relevant period when the candidates acquired the qualification, they will not be accepted for the purpose of Educational Qualification. In case of the candidates possessing such degrees/ diplomas/ certificates awarded through Open and Distance Learning modes of education, such candidates shall also produce approval given to the University by the Distance Education Bureau, University Grants Commission for the relevant period at the time of Document Verification.
74. All the candidates, who are called for Document Verification, will be required to produce the relevant Certificates such as Marksheets, Provisional Certificates etc.

for completion of Matriculation in original as proof of having acquired the minimum educational qualification on or before the **cut-off date (01-01-2025)** failing which the candidature of such candidates will be cancelled by the Commission. The candidates, who are able to prove by documentary evidence, that the result of the qualifying examination was declared **on or before the cut-off date** and have been declared passed, will also be considered to meet the educational qualification. **It is reiterated that the result of the requisite educational qualification must have been declared by the Board/ Institute/ University by the specified date. Mere processing of the result by the Board/ University/ Institute by the cut-off date does not fulfil the EQ requirement.**

75. **Incentive to NCC Certificate Holders:** The incentive to 'NCC Certificate' holders will be granted at the following scales: -

Certificate Category	Incentive/ Bonus marks
NCC 'C' Certificate	5% of the maximum marks of the Examination
NCC 'B' Certificate	3% of the maximum marks of the Examination
NCC 'A' Certificate	2% of the maximum marks of the Examination

- 7.5.1. The benefit of incentive/ bonus marks will only be provided to a candidate who has opted for incentive/ bonus marks for an 'NCC certificate' in the Online Application Form. If a candidate has not indicated that he is an NCC certificate holder in the Online Application Form, a request for subsequent change in the status will not be allowed irrespective of whether the candidate holds an NCC Certificate.
- 7.5.2. The benefit to the NCC Certificate Holder will be confirmed only on production of the original certificate supporting their claims at the time of Document Verification.
- 7.5.3. However, till the verification of the NCC Certificate, bonus marks will be awarded provisionally as per the claim of the candidate in the Online Application Form.
- 7.5.4. The crucial date for this purpose will be **01-01-2025** i.e. the NCC Certificate must have been issued on or before **01-01-2025**.
- 7.5.5. This benefit is **not available for the Ex-Servicemen**.

76. Candidate may intimate their Sports-related information in the designated Sports Column of the Online Application Form as per **Annexure-XIV**.

8 How to apply:

81. All the candidates, who wish to apply in response to this Examination Notice and have not generated their One-Time Registration (OTR) on the new website of the Commission (<https://ssc.gov.in>), will be required to do so as the earlier OTR generated on the old website of the Commission (**i.e., <https://ssc.nic.in>**) will not be functional for the new website. Subsequent to the OTR, the candidates can proceed to fill in the Online Application Form of the Examination. Once an OTR has been generated on the new website, it will continue to remain valid for all the Examinations to be applied for on the new website. The detailed instructions for OTR are given in **Annexure-I & IA** to this Notice.

82. Applications must be submitted in online mode only through the website of the Commission i.e., <https://ssc.gov.in>. For detailed instructions, please refer to **Annexure-I and Annexure-II** of this Notice. Sample proforma of One-time Registration and Online Application Form are attached as **Annexure-IA** and **Annexure-IIA** respectively.
83. For applying, the candidate is not required to have a pre-existing photograph of himself/herself. The application module has been designed to capture a photograph of the candidate filling in the Online Application Form. For this purpose, the candidate has to stand/sit before the camera of the computer/mobile phone when prompted by the application module and follow the following instructions while capturing live photographs: -
- (i) Find a place with good light and plain background.
 - (ii) Ensure the camera is at eye level before taking the photo.
 - (iii) Position yourself directly in front of the camera and look straight ahead.
 - (iv) Ensure that your face is fully inside the red rectangular area delineated by the camera and that it is neither too close nor too far. It should cover the area fully and no part of the face should be outside the rectangle.
 - (v) Candidate must not wear a cap, mask, glasses/ spectacles or earphones/ headphones while capturing the photo.
84. The appearance of a candidate in the Examination should be as per the photograph in the Online Application Form. The candidates should ensure that the photograph captured is clear, without cap or spectacles, and with a full-frontal view. Applications with photographs not in accordance with the instructions are liable to be rejected. In no case, the candidate should capture the photographs of his pre-existing photograph. All such applications, where the photographs of his pre-existing photograph are captured, will be rejected.
85. Before the final submission of the Online Application Form, the candidate must ensure that the photograph is uploaded as per the given instructions. If the photograph is not uploaded by the candidate in the desired format, his application/ candidature will be rejected or cancelled.
86. Candidates are required to upload the scanned signature in .JPEG/ .JPG format (10 to 20 KB). The image dimension of the signature should be about 6.0 cm (width) x 2.0 cm (height) at a resolution of 300 DPI. Signature should be horizontally aligned.. Applications with inappropriate photographs or blurred/ miniature signatures, not meeting the above requirements, will be rejected summarily. The major reasons for the rejection of signatures are “miniature” signatures. Candidates are advised to refer to the instructions to candidates for uploading signatures as given in **Annexure-III**.
87. Last date and time for submission of the Online Application Form is **14.10.2024 (23:00)**.
88. Candidates are advised in their own interest to submit the Online Application Form much before the closing date and not to wait till the last date to avoid the possibility of disconnection/ inability or failure to login to the SSC website on account of heavy load on the website during the closing days.
89. The Commission will not be responsible for the candidates not being able to submit their Online Application Form within the last date on account of the aforesaid reasons or for any other reason beyond the control of the Commission.
810. Before the final submission of the Online Application Form, candidates must check through the ‘**Preview/ Print Option**’ that they have filled correct details in each field

of the Online Application Form. They should also check that the photograph and signature meet all the above requirements. Candidates are advised to keep a copy of the final submitted Online Application Form.

9 Application Fee:

91. Fee payable: ₹100/- (Rupees One Hundred Only).
92. Women candidates and candidates belonging to Scheduled Castes (SC), Scheduled Tribes (ST) and Ex-Servicemen (ESM) eligible for reservation are exempted from payment of fee.
93. Fee can be paid online through BHIM UPI, Net Banking, or by using Visa, Master card, Maestro, RuPay Debit cards.
94. Fee can be paid by the candidates up to **15-10-2024 (23:00 Hours)** through online mode only. There will be no option to pay fees through any other mode.
95. Online Application Forms received without the prescribed fee shall not be considered and summarily rejected. No representation against such rejection will be entertained. The fee once paid shall not be refunded under any circumstances nor will it be adjusted against any other Examination or selection.
96. Candidates, who are not exempted from fee payment, must ensure that their fee has been deposited with SSC. If the fee is not received by SSC, the status of the Online Application Form is shown as '**Incomplete**' and this information is printed on the top of the printout of the Online Application Form. Also, the status of fee payment can be verified at the '**Payment Status**' link provided in the candidate's login screen. Such Online Application Forms, which remain incomplete due to non-receipt of fee, will be SUMMARILY REJECTED and no request for consideration of such Online Application Forms and fee payment after the period specified in the Notice of the Examination shall be entertained.

10 Window for Online Application Form Correction [05-11-2024 to 07-11-2024 (23:00 hours)]:

101. After the closing date for receipt of Online Application Form, the Commission will provide a period of 3 days to enable candidates to correct/ modify Online Application Form parameters, wherein candidates will be allowed to re-submit online applications after making requisite corrections/ changes in the one-time registration/ Online Application Form data as per their requirement.
102. A candidate will be allowed to correct and re-submit his modified/ corrected Online Application Form **two times** during the '**Window for Application Form Correction**' i.e., if he has made a mistake in his updated application also, he will be allowed to re-submit one more modified/ corrected Online Application Form after making requisite corrections/ modifications. No more corrections in the application form will be allowed under any circumstances.

103. Only those candidates will be allowed to make corrections in the Online Application Form, whose completed Online Application Form along with payment of the requisite fee have been received by the Commission within the specified period.
104. The Commission will levy a uniform correction charge of ₹200/- (Rupees Two Hundred Only) for making a correction(s) and re-submitting modified/ corrected Online Application Form for the first time and ₹500/- (Five Hundred Only) for making a correction(s) and re-submitting modified/ corrected Online Application Form for the second time. The correction charges will be applicable to all candidates irrespective of their gender/ category.
105. The correction charges can be paid only by online mode through BHIM UPI, Net Banking or by using Visa, Mastercard, Maestro, RuPay Debit cards.
106. The correction charge(s) once paid shall not be refunded under any circumstances nor will it be adjusted against any other Examination or selection.
107. Subject to the receipt of applicable correction charges, the latest modified/ corrected Online Application Form will be treated as the valid one and the previous application(s) submitted by such candidates will be cancelled.
108. If the applicable correction charges are not received by the SSC, the status of the Online Application Form is shown as '**Incomplete**' and this information is printed on the top of the Online Application Form printout. Such Online Application Form shall not be accepted and the previously submitted Online Application Form will remain valid.
109. **Before submission of the corrected Online Application Form, candidates must check that they have filled correct details in each field of the Online Application Form. After the expiry of the 'Window for Application Form Correction', no change/ correction/ modification will be allowed under any circumstances. Requests received in this regard in any form like Post, Fax, Email, by hand, etc. shall not be entertained by the Commission and will be summarily rejected.**

11 Centres of Examination:

A candidate must indicate the Centre(s) in the Online Application Form where he/ she desires to take the Computer-Based Examination. Details about the Examination Centres and Regional Offices under whose jurisdiction these Examination Centres are located are as follows: -

S. No.	Examination Centres and Centre Code	SSC Region and States/ UTs under the jurisdiction of the Region	Address of the Regional Offices and their websites
1	Bhagalpur (3201), Darbhanga (3202), Muzaffarpur (3205), Patna(3206), Purnea (3209), Agra(3001), Bareilly (3005), Gorakhpur (3007), Jhansi (3008), Kanpur(3009), Lucknow (3010), Meerut(3011), Prayagraj(3003) and Varanasi(3013).	Central Region (CR)/ Bihar and Uttar Pradesh	Regional Director (CR), Staff Selection Commission, 34-A, Mahatma Gandhi Marg, Civil Lines, Kendriya Sadan, Prayagraj – 211001. http://www.ssc-cr.org

S. No.	Examination Centres and Centre Code	SSC Region and States/ UTs under the jurisdiction of the Region	Address of the Regional Offices and their websites
2	Port Blair (4802), Ranchi (4205), Balasore (4601), Berhampore (Odisha) (4602), Bhubaneshwar (4604), Cuttack (4605), Dhenkanal (4611), Rourkela (4610), Sambalpur (4609), Gangtok (4001), Burdwan (4404), Kolkata (4410) and Siliguri (4415).	Eastern Region (ER)/ Andaman & Nicobar Islands, Jharkhand, Odisha, Sikkim and West Bengal	Regional Director (ER), Staff Selection Commission, 1 st MSO Building, (8 th Floor), 234/4, Acharya Jagadish Chandra Bose Road, Kolkata, West Bengal-700020 (www.sscer.org)
3	Bengaluru (9001), Belagavi (9002), Kalaburagi (Gulbarga) (9005), Mangaluru (9008), Mysuru (9009), Shivamogga (9010), Hubballi (9011), Udupi (9012). Ernakulam (9213), Kollam (9210), Kottayam (9205), Kozhikode (9206), Thiruvananthapuram (9211) and Thrissur (9212).	Karnataka, Kerala Region (KKR)/ Lakshadweep, Karnataka and Kerala	Regional Director (KKR), Staff Selection Commission, 1 st Floor, "E" Wing, Kendriya Sadan, Koramangala, Bengaluru, Karnataka-560034 (www.sseckr.kar.nic.in)
4	Bhopal (6001), Gwalior (6005), Indore (6006), Jabalpur (6007), Satna (6014), Sagar (6015), Ujjain (6016), Bilaspur (6202) and Raipur (6204).	Madhya Pradesh Region (MPR)/ Madhya Pradesh and Chhattisgarh	Regional Director (MPR), Staff Selection Commission, 5 th Floor, Investment Building, LIC Campus-2, Pandri, Raipur, Chhattisgarh-492004 (www.sscmpr.org)
5	Itanagar (5001), Dibrugarh (5102), Guwahati (Dispur) (5105), Jorhat (5107), Silchar (5111), Tejpur (5112), Imphal (5501), Shillong (5401), Aizwal (5701), Dimapur (5301), Kohima (5302), Agartala(5601), Churachandpur (5502) and Ukhrul (5503).	North Eastern Region (NER)/ Arunachal Pradesh, Assam, Manipur, Meghalaya, Mizoram, Nagaland and Tripura.	Regional Director (NER), Staff Selection Commission, Housefed Complex, Last Gate, Beltola-Basistha Road, P.O. Assam Sachivalaya, Dispur, Guwahati, Assam-781006 (www.sscner.org.in)
6	Delhi(2201), Ajmer(2401), Bikaner(2404), Jaipur(2405), Jodhpur(2406), Udaipur(2409), Dehradun(2002), Haldwani (2003) and Roorkee(2006).	Northern Region (NR)/ Delhi, Rajasthan and Uttarakhand	Regional Director (NR), Staff Selection Commission, Block No. 12, CGO Complex, Lodhi Road, New Delhi-110003 (www.sscnr.nic.in)
7	Chandigarh/ Mohali (1601), Hamirpur (1202), Shimla (1203), Jammu (1004), Samba (1010), Srinagar (J&K)(1007), Leh (1005), Amritsar(1404), Bathinda (1401)	North Western Region (NWR)/ Chandigarh, Haryana, Himachal Pradesh, Jammu and	Regional Director (NWR), Staff Selection Commission, Block No. 3, Ground Floor, Kendriya Sadan, Sector-9,

S. No.	Examination Centres and Centre Code	SSC Region and States/ UTs under the jurisdiction of the Region	Address of the Regional Offices and their websites
	and Patiala(1403).	Kashmir, Ladakh and Punjab	Chandigarh-160009 (www.sscnwr.org)
8	Chirala (8011), Guntur (8001), Kakinada (8009), Kurnool (8003), Nellore (8010), Rajahmundry (8004), Tirupati (8006), Vizianagaram (8012), Vijaywada (8008), Vishakhapatnam (8007), Puducherry (8401), Chennai (8201), Coimbatore (8202), Madurai (8204), Salem (8205), Tiruchirapalli (8206), Tirunelveli (8207), Vellore (8208), Hyderabad (8601), Karimnagar (8604) and Warangal (8603).	Southern Region (SR)/ Andhra Pradesh, Puducherry, Tamil Nadu and Telangana.	Regional Director (SR), Staff Selection Commission, 2 nd Floor, EVK Sampath Building, DPI Campus, College Road, Chennai, Tamil Nadu-600006 (www.sscsr.gov.in)
9	Panaji(7801), Ahmedabad(7001), Gandhinagar(7012), Mehsana(7013), Rajkot(7006), Surat(7007), Vadodara(7002), Amravati(7201), Aurangabad(7202), Jalgaon(7214), Kolhapur(7203), Mumbai(7204), Nagpur(7205), Nanded (7206), Nashik(7207) and Pune(7208).	Western Region (WR)/ Dadra and Nagar Haveli and Daman and Diu, Goa, Gujarat and Maharashtra	Regional Director (WR), Staff Selection Commission, 1 st Floor, South Wing, Pratishtha Bhawan, 101, Maharshi Karve Road, Mumbai, Maharashtra-400020 (www.sscwr.net)

- 11.1. A candidate has to give options for three centres, in the order of priority, within the same Region. **No request for a change of centre will be considered later under any circumstances.** Hence, the candidates should the centres carefully and indicate the same correctly in their Online Application Form.
- 11.2. The Commission will endeavour to accommodate the candidates in centres opted for by them in the Online Application Form. However, the Commission reserves the right to cancel any Centre and ask the candidates of that centre to appear from another centre. The Commission also reserves the right to include additional centres of the Examination and divert candidates of any centre to some other Centre to take the Examination.
- 11.3. Centre of Computer-Based Examination, PST/ PET or Detailed Medical Examination (DME)/ Review Medical Examination (RME) and Document Verification will not be a criterion for selection of the candidates against vacancies of the State/ UT in which such centres are located. Domicile Certificate/ PRC will be the sole criterion for this purpose.

12 Scheme of Examination:

- 12.1. **Computer-Based Examination:** The Computer-Based Examination will consist of one Objective Type Paper containing 80 questions carrying 2 marks each with the following composition: -

Part	Subject	Number of Questions	Maximum Marks	Duration/Time Allowed
Part-A	General Intelligence and Reasoning	20	40	60 minutes
Part-B	General Knowledge and General Awareness	20	40	
Part -C	Elementary Mathematics	20	40	
Part-D	English/ Hindi	20	40	

- 12.1.1 All the questions will be of Objective Multiple-Choice Type. The Computer-Based Examination will be conducted in English, Hindi and 13 Regional languages viz. (i) Assamese, (ii) Bengali, (iii) Gujarati, (iv) Kannada, (v) Konkani, (vi) Malayalam, (vii) Manipuri, (viii) Marathi, (ix) Odia, (x) Punjabi, (xi) Tamil, (xii) Telugu and (xiii) Urdu.
- 12.1.2 There will be a negative marking of 0.25 marks for each wrong answer. Candidates are, therefore, advised to keep this in mind while answering the questions.
- 12.1.3 The dates of the Computer-Based Examination will be informed to candidates only through the website of the Commission.
- 12.1.4 There shall be no provision for re-evaluation/ re-checking of the scores. No correspondence in this regard shall be entertained.
- 12.1.5 Marks scored by candidates in the Computer-Based Examination will be normalized by using the formula published by the Commission *vide* its Notice No: 1-1/2018-P&P-I dated 07-02-2019 and such normalized scores along with the bonus marks for NCC Certificate holders will be used to determine final merit and cut-off marks.
- 12.1.6 Tentative Answer Keys of the Computer-Based Examination will be placed on the website of the Commission after the conduct of the Computer-Based Examination. Candidates may go through the Tentative Answer Keys and submit online representations, if any, through a provided link within the stipulated time limit on payment of INR 100/- (Rupees One Hundred Only) per question. Representations received through any other mode e.g., letter, application, email, etc. will not be entertained. Representations regarding the Tentative Answer Keys will be scrutinized before finalizing the Answer Keys and the decision of the Commission in this regard will be final.
- 12.1.7 The questions in the Computer-Based Examination will be of Matriculation level.
- 12.1.8 A 'Walk-through video/ Mock Test' on the Computer-Based Examination has been provided on the website of the Commission in the 'Candidate's Corner' Section.
- 12.1.9 Candidates are not permitted to use calculators and other electronic gadgets.

They should not, therefore, bring the same inside the Examination Hall/ Lab.

12.1.10 The indicative syllabus for the Examination will be as follows: -

- 12.1.10.1 **General Intelligence and Reasoning**: Analytical aptitude and ability to observe and distinguish patterns will be tested through questions principally of non-verbal type. This component may include questions on analogies, similarities and differences, spatial visualization, spatial orientation, visual memory, discrimination, observation, relationship concepts, arithmetical reasoning and figural classification, arithmetic number series, non-verbal series, coding and decoding, etc.
- 12.1.10.2 **General Knowledge and General Awareness**: Questions in this component will be aimed at testing the candidate's general awareness of the environment around him. Questions will also be designed to test knowledge of current events and such matters of everyday observations and experience in their scientific aspect as may be expected of any educated person. The test will also include questions relating to India and its neighbouring countries especially pertaining to sports, History, Culture, Geography, Economic Scene, General Polity, Indian Constitution, scientific Research etc. These Questions will be such that they do not require a special study of any discipline.
- 12.1.10.3 **Elementary Mathematics**: This Section will include questions on problems relating to Number Systems, Computation of Whole Numbers, Decimals and Fractions and the relationship between Numbers, Fundamental arithmetical operations, Percentages, Ratio and Proportion, Averages, Interest, Profit and Loss, Discount, Mensuration, Time and Distance, Ratio and Time, Time and Work, etc.
- 12.1.10.4 **English/ Hindi**: Candidates' ability to understand basic English/ Hindi and their basic comprehension will be tested.

12.2 **Physical Standard Test (PST)/ Physical Efficiency Test (PET)**:

Based on the performance in the CBE, candidates will be shortlisted for PST/ PET by the Commission. Physical Standard Test (PST) and Physical Efficiency Test (PET) will be conducted at various centres finalized by the CAPFs. Detailed scrutiny of candidates' eligibility/ documents will be undertaken at the time of DME/ DV. Therefore, it will be the responsibility of the candidates to verify their eligibility as prescribed in this Notice before appearing for CBE/ PST/ PET. Candidates shortlisted for PST/ PET will be asked to go through biometric verification followed by PST & PET. The PST shall include measurement of height, weight & Chest (as applicable).

12.3 Ex-Servicemen are exempted from PST/ PET. However, Ex-Servicemen, who are shortlisted in the Computer Based Examination for PST/ PET, will have to appear in PST/ PET for recording of measurement of height, chest and weight for record purposes. PET will not be held for these Ex-servicemen candidates. However, they will have to qualify the Medical Examination.

12.4 **Physical Efficiency Test (PET)**: Candidates have to clear the race within the

following time limits: -

Event	Male	Female	Remarks
Race	5 Kms in 24 minutes.	1.6 Kms in 8 ½ minutes	For candidates other than those belonging to the Ladakh Region.
	1.6 Kms in 7 minutes	800 metres in 5 minutes	For candidates of Ladakh Region.

On reporting of female candidates for PST (Physical Standard Test)/ PET (Physical Efficiency Test), a self-declaration indicating about her pregnancy status shall be submitted. In case, if she declares that she is not pregnant then, she will be allowed to participate in the PST/ PET. In case of false declaration, all the risks for undergoing PST/ PET will be of her own. If the female candidate declares that she is pregnant before PST/ PET, then a confirmatory pregnancy test to be done and in case she is found to be pregnant, irrespective of duration of pregnancy, she will be declared temporary unfit and her candidature shall be held in abeyance until the confinement is over. Required vacancies will be kept reserved for temporary unfit candidates. She will be re-examined for PST/ PET six weeks after the date of confinement, subject to the production of the medical certificate of fitness from a registered medical practitioner. If she is found fit, she will be appointed to the post kept reserved for and allow the benefit of seniority in accordance with the instructions of the Government, as amended from time to time. In case female candidates is found negative for pregnancy, she may be allowed to participate in the PST/PET.

12.5 **Physical Standard Test (PST):** Physical Standards for the posts are as follows: -

12.5.1 **Height:**

12.5.1.1 Male: 170 cms

12.5.1.2 Female: 157 cms

12.5.1.3 Few categories of candidates are allowed relaxation in the heights mentioned above. Relaxed standard of height for such candidates are as follows:

S. No.	Relaxation in Height to few categories of Candidate	Male (Cms)	Female (Cms)
(a)	All candidates belonging to Scheduled Tribes.	162.5	150.0
(b)	All Scheduled Tribe candidates of North Eastern States (NE States).	157.0	147.5
(c)	All Scheduled Tribe candidates of Left-Wing Extremism affected districts.	160.0	147.5
(d)	Candidates falling in the categories of Garhwalis, Kumaonis, Dogras, Marathas and candidates belonging to the States/ UTs of Assam, Himachal Pradesh, Jammu & Kashmir and Ladakh.	165.0	155.0
(e)	Candidates hailing from the North-Eastern States of Arunachal Pradesh, Manipur,	162.5	152.5

	Meghalaya, Mizoram, Nagaland, Sikkim and Tripura.		
(f)	Candidates hailing from Gorkha Territorial Administration (GTA) comprising of the three Sub-Divisions of Darjeeling District namely Darjeeling, Kalimpong and Kurseong and includes the following “Mouzas” Sub-Division of these Districts: - (1)Lohagarh Tea Garden (2) Lohagarh Forest (3) Rangmohan (4) Barachenga (5) Panighata (6) ChotaAdalpur (7) Paharu (8) Sukna Forest (9) Sukna Part-I (10) Pantapati Forest-I (11) Mahanadi Forest (12) Champasari Forest (13) SalbariChhatpart-II (14) Sitong Forest (15) Sivoke Hill Forest (16) Sivoke Forest (17) ChhotaChenga (18) Nipania.	157.0	152.5

12.5.2 **Chest:** Male candidates should have the following standards of chest measurement:

12.5.2.1 Un-expanded: 80 cms

12.5.2.2 Minimum expansion: 5 cms

12.5.2.3 Few categories of candidates are allowed relaxation in chest measurement. Relaxed standards of chest measurement for such candidates are as follows:

S. No.	Relaxation in Chest to few categories of Candidate	Un-expanded (cms)	Minimum Expansion (cms)
(a)	All candidates belonging to Scheduled Tribes.	76	5
(b)	Candidates falling in the categories of Garhwalis, Kumaonis, Dogras, Marathas and candidates belonging to the States/ UTs of Assam, Himachal Pradesh, Jammu& Kashmir and Ladakh.	78	5
(c)	Candidates hailing from North-Eastern States of Arunachal Pradesh, Manipur, Meghalaya, Mizoram, Nagaland, Sikkim, Tripura and Gorkha Territorial Administration (GTA).	77	5

12.5.2.4 Chest measurements for female candidates will not be taken. However, it will be ascertained that the chest is well-developed.

12.5.3 **Weight:** Proportionate to height and age as per medical standards.

12.5.4 Scrutiny of eligibility of candidates for relaxations in height and chest measurement will be carried out after qualifying PET (race) and before PST by the CAPFPST/ PET Boards. Relaxation in height and chest (as the case may be) as mentioned above for the candidates other than those belonging to the ST category will be permissible only on production of certificate at the

time of PST/ PET in the proforma as prescribed in **Annexure-IX** from the competent authorities. ST candidates may avail of the relaxation on the production of a valid ST Certificate.

12.5.5 The candidates, who are declared not qualified in Physical Standards (i.e., height and chest) may prefer an appeal on the same day, if they so desire, to the Appellate Authority nominated for the Centre through the Presiding Officer (PO). The decision of the Appellate Authority will be final and no further appeal or representation in this regard will be entertained thereafter. There is no appeal in PET (Race).

12.5.6 Conduct of PST/ PET and DME/ RME will be the sole responsibility of the CAPFs. The Commission will not entertain any representation/ appeal/ RTI Applications/ CPGRAMs against the decision of the PST/ PET and DME/ RME Board.

12.6 **Medical Examination/ Document Verification**: Candidates will be shortlisted for Detailed Medical Examination (DME)/ Document Verification from the pool of candidates who qualify the PST/ PET.

12.6.1 At the time of DME and Document Verification, the following documents will be verified:

12.6.1.1 Matriculation/ Secondary Examination Certificate to prove age, name and educational qualification.

12.6.1.2 Domicile Certificate/ Permanent Resident Certificate (PRC) issued by the competent authority.

12.6.1.3 Valid NCC Certificate, if applicable.

12.6.1.4 Certificate from serving defence personnel in the format prescribed in **Annexure-IV** of the Notice.

12.6.1.5 Undertaking in the format prescribed in **Annexure-V** from Ex-Servicemen candidates.

12.6.1.6 Caste Certificate (as applicable) in the format prescribed in **Annexure-VI**, **Annexure-VII** and **Annexure-VIII** of the Notice from the candidates seeking reservation/ age relaxation.

12.6.1.7 Certificate from candidates who wish to avail of relaxation in height/ chest measurement as prescribed in **Annexure-IX** of the Notice.

12.6.1.8 Certificate from District Collector/ District Magistrate in respect of dependent applicants of riot victims as mentioned in category 4/ 5/ 6 under Para 5.1 of the Notice.

12.6.1.9 Nativity/ Identity Certificate by West Pakistani Refugee in the format prescribed in **Annexure-XIII** of the Notice.

12.6.2 The shortlisted candidates will be medically examined by the Medical Boards constituted by the CAPFs to assess their physical and medical fitness. The medical examination of the candidates will be conducted in terms of Uniform Guidelines for recruitment Medical Examination for GOs and NGOs in CAPFs and AR issued vide MHA UO No. A.VI-1/2014-Rectt.(SSB) dated 20.05.2015 and MHA OM No: E.32012/ADG(Med)/DME&RME/DA-1/2020(Part File)/1166 dated 31.05.2021 and as amended from time to time by the government. These instructions are accessible at the following

link: https://www.mha.gov.in/sites/default/files/policedevision_17062021_0.pdf.

13 Admission to the Examination:

- 13.1 All candidates, who register themselves in response to this Examination Notice by the closing date and time and whose Online Application Forms are provisionally accepted and found to be in order by the Commission as per the terms and conditions of this Notice of the Examination, will be assigned Roll numbers and issued Admission Certificate (AC) for appearing in the Computer-Based Examination. Subsequently, the shortlisted candidates will be issued Admission Certificates for the next stages of the Examination.
- 13.2 The Commission will not undertake detailed scrutiny of the Online Application Form for eligibility and other aspects at the time of Computer-Based Examination and PST/ PET and, therefore, the candidature will be accepted only provisionally. The candidates must go through the requirements of educational qualification, age, physical and medical standards etc. and satisfy themselves that they are eligible for the post. If any claim made in the Online Application Form is not found substantiated when scrutiny is undertaken, the candidature will be cancelled and the Commission's decision shall be final.
- 13.3 Admission Certificates for all stages of the Examination will be issued through online mode only. Admission Certificates for any stage of the Examination will not be sent by post. Candidates are therefore advised to visit the websites of the SSC (HQ), the SSC-Regional Office concerned and the CRPF regularly for any updates on the recruitment process.
- 13.4 Admission Certificates for the Computer-Based Examination will be issued online on the websites of the Regional Office concerned of the Commission and for PST/ PET and Medical Examination (DME/ RME)/ Document Verification, the Admission Certificates will be issued by CRPF on its website i.e., <http://crpf.gov.in>. Candidates are, therefore, advised to regularly visit the websites of the Commission Headquarters (i.e., <https://ssc.gov.in>), CRPF and the Regional Office concerned of the Commission under whose jurisdiction the Examination centres opted by the candidate are located (**Refer to Para 11.1 of the Notice for detailed information**).
- 13.5 Information about the Examination indicating the timetable and City/ Centre of the Examination for the candidates will be uploaded on the website of the Regional Office concerned of the Commission about two weeks before the date of the Examination. If any candidate does not find his details on the website of the Commission one week before the date of the Examination, he/ she must immediately contact the Regional Office concerned of the Commission with proof of having submitted his/ her Online Application Form. Failure to do so will deprive him of any claim for consideration.
- 13.6 Candidates must write their Registration Number, registered Email and Mobile Number along with the name, date of birth and name of the Examination while addressing any communication to the Commission. Communication from the candidate not furnishing these particulars shall not be entertained.
- 13.7 Facility for downloading Admission Certificates for the Computer-Based Examination will be made available about 3-7 days before the Examination on the website of the Regional Office concerned of the Commission. Similarly, the facility for downloading Admission Certificates for PST/ PET and Medical Examinations (DME/ RME)/Document Verification will be made available on the website of the

CRPF about 2 weeks before the Test concerned. Candidate must bring a printout of the Admission Certificate to the Examination Hall.

- 13.8 In case of inability to download Admit cards for PST/ PET and DME/ RME/DV from the website of the CRPF, candidates should contact the CRPF at least one week before PST/ PET or DME/ RME/DV. In case of non-receipt of Admit Cards for PST/ PET and Medical Examination/Document Verification, candidates may contact the CRPF Recruitment Cell through Helpline Number 011-26160255.
- 13.9 In addition to the Admission Certificate, it is mandatory to carry two passport-size recent colour photographs, original valid Photo ID proof having the **Date of Birth** printed on the Admission Certificate such as: -
- 13.9.1 Aadhaar Card/ Printout of E-Aadhaar,
 - 13.9.2 Voter's ID Card,
 - 13.9.3 Driving License,
 - 13.9.4 PAN Card,
 - 13.9.5 Passport,
 - 13.9.6 ID Card issued by University/ College/ School,
 - 13.9.7 Employer ID Card (Govt./ PSU),
 - 13.9.8 Ex-Serviceman Discharge Book issued by Ministry of Defence,
 - 13.9.9 Any other photo-bearing ID card issued by the Central/ State Government.
- 13.10 If the Photo Identity Card does not have the **Date of Birth** printed on it, then the candidate must carry an additional original document (e.g., Matriculation Certificate, Marks Sheet issued only by CBSE/ ICSE/ State Boards; Birth Certificate, Category Certificate) as proof of his date of birth. In case of a mismatch in the date of birth mentioned in the Admission Certificate and photo ID/ Certificate brought in support of the date of birth, the candidate will not be allowed to appear in the Examination.
- 13.11 Any other document mentioned in the Admission Certificate shall also be carried by the candidates while appearing in the Examination.
- 13.12 Applications with blurred photographs and/or signatures will be rejected.

14 Mode of selection

- 14.1 The recruitment process will consist of Computer-Based Examination (CBE), Physical Standard Test (PST), Physical Efficiency Test (PET), Medical Examination (DME/ RME) and Document Verification.
- 14.2 Candidates scoring the following minimum qualifying marks (without adding bonus marks to NCC Certificate holders) in the Computer-Based Examination will be considered eligible for short-listing to the next stage (i.e., PST/ PET) of the Examination: -
- 14.2.1 UR : 30%
 - 14.2.2 OBC/EWS : 25%
 - 14.2.3 All other categories : 20%
- 14.3 NCC Certificate holders will be granted the following incentive/ bonus marks provisionally which will be added to the normalized scores of the candidates: -

- 14.3.1 NCC 'C' Certificate : 5% of maximum marks of Examination
- 14.3.2 NCC 'B' Certificate : 3% of maximum marks of Examination
- 14.3.3 NCC 'A' Certificate : 2% of maximum marks of Examination
- 14.4 Male and female candidates will be shortlisted state-wise, area-wise and category-wise based on their merit in the Computer-Based Examination (including NCC bonus marks, if applicable) for appearing in the PST/ PET. The number of candidates shortlisted for PST/ PET based on their merit in the Computer-Based Examination will be about 8 (Eight) times the number of vacancies to be filled up in the Recruitment Examination. More number of candidates can be shortlisted against the vacancies of SSF/ NCB.
- 14.5 The candidates, who are successful in the PST/ PET, will be considered eligible for shortlisting to the next stage i.e., Detailed Medical Examination (DME)/ Document Verification (DV).
- 14.6 Male and female candidates, who qualify the PST/ PET, will be shortlisted state-wise, area-wise and category-wise based on their merit in the Computer-Based Examination (including NCC bonus marks, if applicable) for appearing in the DME/ DV. The number of candidates shortlisted for the DME/ DV based on their merit in the Computer-Based Examination will be about 2 (Two) times the number of vacancies. More number of candidates can be shortlisted against the vacancies of SSF/ NCB.
- 14.7 Document Verification (i.e., collection of the required eligibility certificates/ documents from the candidates and their verification with original documents) will be conducted by the CAPFs along with the Detailed Medical Examination.
- 14.8 If a candidate has claimed to have an NCC Certificate and he is not able to produce a valid NCC Certificate at the time of DV, the incentive/ bonus marks awarded provisionally to the candidate will be withdrawn.
- 14.9 Candidates have to give preference for the following CAPFs/ Organizations, **in the order of priority** at the time of filling in the Online Application Form. Filling of all eight force (08) preferences for forces shall be essential:
- 14.9.1 BSF (A)
- 14.9.2 CISF (B)
- 14.9.3 CRPF (C)
- 14.9.4 SSB (D)
- 14.9.5 ITBP (E)
- 14.9.6 Assam Rifles (F)
- 14.9.7 NCB (G)
- 14.9.8 SSF (H)
- 14.10 The candidates, who are qualified in the PST/ PET and Medical Examination/ DV will be considered for inclusion in the final merit list.
- 14.11 On the basis of the normalized marks scored by candidates in the Computer-Based Examination (including NCC bonus marks), the final selection of candidates, along with force allocation, in each category namely Un-Reserved, SC, ST, OBC, EWS and ESM will be made separately for male and female candidates in respect of each

State/ UT and further earmarked area of Border Guarding and Militancy/ Naxal affected Districts wherever applicable. Selection of the candidates for SSF and NCB will be made on an All-India basis.

- 14.12 Allotment of CAPFs/ Organizations to finally selected candidates will be made based on **'Merit in the Computer Based Examination (including NCC bonus marks)'-cum-'Preference of CAPFs/ Organization'** exercised by the candidates in the Online Applications Form submitted by them. **CANDIDATES SHOULD BE VERY CAREFUL AND MUST EXERCISE DUE DILIGENCE WHILE GIVING PREFERENCES OF FORCES/ ORGANIZATIONS, IN THE ORDER OF PRIORITY, IN THE ONLINE APPLICATION FORM. AFTER THE COMPLETION OF THE PROCESS OF ONLINE APPLICATION, NO REQUEST FOR CHANGE IN PREFERENCE WILL BE ENTERTAINED BY THE COMMISSION UNDER ANY CIRCUMSTANCES.**
- 14.13 Candidates will be considered for the vacancies of a State/ UT and further for the vacancies of Border Guarding Districts, Militancy/ Naxal affected Districts based on the information provided by them in the Online Application Form and subsequent submission of relevant Domicile Certificate at the time of DME/ Document Verification. **Candidate may note that the domicile district/ State filled by a candidate in the specific column of the Online Application Form will only be considered as his/her domicile State/ district. Domicile District/ State will not be considered/ determined from the column/ box of Permanent/ Correspondence Address provided in the Online Application Form.**
- 14.14 **Therefore, candidates should be very careful and must exercise due diligence while providing information about the domicile state and district in the Online Application Form. No request for a change of domicile state and district will be entertained by the Commission after submission of the Online Application Form under any circumstances. If there is any variation of district and/ or state mentioned by the candidate in the Online Application Form and the domicile certificate submitted by them at the time of DME/ Document Verification, their candidature will be cancelled forthwith and they will not be allowed to participate in the Detailed Medical Examination.**
- 14.15 SC, ST, OBC, EWS and ESM candidates, who are selected on their own merit without relaxed standards, along with candidates belonging to other communities, will not be adjusted against the reserved share of vacancies. Such candidates will be accommodated against the unreserved vacancies as per their position in the overall Merit List. The reserved vacancies will be filled up separately from amongst the eligible SC, ST, OBC, EWS and ESM candidates.
- 14.16 SC, ST, OBC, EWS and ESM candidate, who qualifies based on the relaxed standards viz. age limit, height and chest measurement, experience or qualifications, permitted number of chances, extended zone of consideration larger than what is provided for general category candidate etc., irrespective of his/ her merit position, such SC, ST, OBC, EWS and ESM candidates are to be counted against reserved vacancies only. In so far as cases of Ex-Servicemen are concerned, deduction of the military service rendered from the age of Ex-Servicemen is permissible against the reserved or unreserved posts and such exemption will not be termed as relaxed standards in regard to age.
- 14.17 Candidates belonging to naxal/militancy-affected areas will first be considered against the vacancies of naxal/militancy-affected areas and then against the vacancies of general areas. Similarly, candidates belonging to border areas will first be considered against the vacancies of the border area and then against the

vacancies of the general area. Candidates belonging to both areas i.e., the naxal/ militancy affected area as well as the border area will first be considered against the vacancies of the naxal/ militancy affected area followed by the vacancies border area and general area respectively.

- 14.18 The candidates applying for the Examination should ensure that they fulfil all the eligibility conditions for admission to the Examination. Their admission at all the stages of the Examination will be purely provisional subject to their satisfying the prescribed eligibility conditions. If on verification at any time before or after the Computer Based Examination, PST/ PET and Medical Examination as well as after the issue of Offer of Appointment/ joining the Force/ Organization, it is found that they do not fulfil any of the eligibility conditions, their candidature/ selection for the post will be cancelled by the Commission/ CAPFs.
- 14.19 Success in the Examination confers no right of appointment unless the Government is satisfied after such enquiry as may be considered necessary that the candidate is suitable in all respects for appointment to the service.
- 14.20 If a candidate scoring more than cut-off marks in any Paper/ stage of the Examination is not qualified for the subsequent stage/ final selection due to any reason, he must represent the Regional Office concerned of the Commission within two months of the declaration of the result or two week prior to the conduct of next stage of the examination, whichever is earlier.
- 14.21 If a candidate is finally selected and does not receive any correspondence from the Commission or CAPF/ Organization concerned within a period of one year from the declaration of the final result, he must communicate immediately with the CAPF/ Organization concerned.

15 Resolution of Tie-cases: In the event of a tie in scores of candidates in the Computer-Based Examination (including NCC bonus marks), such cases will be resolved by applying the following criteria, one after another in the given order till the tie is resolved:

- 15.1 Marks in Part-A of the Computer-Based Examination.
- 15.2 Marks in Part-B of the Computer-Based Examination.
- 15.3 Date of Birth, with older candidates placed higher.
- 15.4 Alphabetical order of names of the candidates.

16 Action against candidates found guilty of misconduct:

- 16.1 Suspected and Mismatched candidates: Candidates, whose date of birth, Districts, Domiciles, and Name of Parents do not match with their Online Application Form; will be categorized as **mismatched candidates**. Candidates, whose LTI, signature, handwriting and photo and one of these do not match with biometric data collected during the CBE and Online Application Form or do not match at any stage of the Examination, will be categorized as **suspected candidates**.
- 16.2 If candidates are found to indulge at any stage in any of the malpractices listed below during the conduct of the Examination or thereafter, their candidature for this examination will be cancelled and they will be debarred from the examinations of the Commission for the period mentioned below:

S. No.	Type of Malpractice	Debarment Period
1	Taking away any Examination-related material such as OMR sheets, Rough Sheets,	2 Years

S. No.	Type of Malpractice	Debarment Period
	Commission's Copy of Admission Certificate, Answer Sheet etc. from the Examination Hall or passing it on to unauthorized persons during the conduct of the Examination.	
2	Leaving the Examination Venue uninformed during the Examination.	2 Years
3	Misbehaving, intimidating or threatening in any manner with the Examination functionaries' i.e. Supervisor, Invigilator, Security Guard or Commission's representatives etc.	3 Years
4	Obstruct the conduct of the Examination/ instigate other candidates not to take the examination.	3 Years
5	Making statements which are incorrect or false, suppressing material information, submitting fabricated documents, etc.	3 Years
6	Obtaining support/ influence for his/ her candidature by any irregular or improper means in connection with his/ her candidature.	3 Years
7	Possession of Mobile Phone in either 'switched on' or 'switched off' mode.	3 Years
8	Appearing in the same Examination more than once in contravention of the rules.	3 Years
9	A candidate who is also working on Examination-related matters in the same Examination.	3 Years
10	Damaging Examination related infrastructure/ equipment.	5 Years
11	Appearing in the Exam with a forged Admit Card, identity proof, etc.	5 Years
12	Possession of firearms/ weapons during the examination.	5 Years
13	Assault, use of force, causing bodily harm in any manner to the examination functionaries' i.e. Supervisor, Invigilator, Security Guard or Commission's representatives etc.	7 Years
14	Threatening/ intimidating Examination functionaries with weapons/ firearms.	7 Years
15	Using unfair means in the Examination Hall like copying from unauthorized sources such as written material on any piece of paper or a part of the body etc.	7 Years
16	Possession of Bluetooth Devices, spy cameras, and any other electronic gadgets in the Examination Hall.	7 Years
17	Impersonate/ Procuring impersonation by any person.	7 Years
18	Taking snapshots, making videos of question papers or Examination material, labs, etc.	7 Years
19	Sharing Examination terminal through remote desktop software/ Apps/ LAN/ VAN, etc.	7 Years
20	Attempt to hack or manipulate Examination servers, data and Examination systems at any point before, during or after the examination.	7 Years

16.3 The Commission may also report the matter to the Police/ Investigating Agencies, as deemed fit. Further, the Commission may also take appropriate action to get the matter examined by the authorities/ forensic experts concerned etc.

17 Commission's Decision Final: The decision of the Commission in all matters relating to eligibility, acceptance or rejection of the applications, a penalty for false information, mode of selection, the conduct of the Examination(s), allotment of Examination centres, debarment for indulging in malpractices, preparation of merit list and force allocation, etc. will be final and binding on the candidates and no enquiry/ correspondence in this regard will be entertained.

18 Court's Jurisdiction: Any dispute in regard to this Recruitment Examination will be subject to courts having jurisdiction over the place of the Regional Office concerned of the Commission where the candidate has appeared for the Computer-Based Examination.

19 In accordance with the directions issued by DoP&T *vide* its O.M. No. 39020/1/016/Estt(B) dated 21.06.2016 for increasing access of the unemployed candidates to job opportunities, it has been decided that after the declaration of the final result, the Commission will make

available-scores and ranking of candidates in the recruitment Examination on its website. Accordingly, it has been decided that apart from Roll Number-scores, ranking of the candidates in the final Examination, Name of the candidate, name of parents/ husband, educational qualification, date of birth, category, sex (male/ female), total marks in qualifying Examination, complete address including an e-mail address will be made available on the website of the Commission after having declared the final result. However, the candidates will have the option to opt out of the disclosure scheme to disclose their information publicly at the time of filling up the application.

20 Important instructions to candidates:

1.	Before applying, candidates must go through the instructions given in the Notice of the Examination, very carefully published in Hindi & English. In case of any dispute, the English version will prevail.
2.	Candidates are advised in their own interest to submit the Online Application form much before the closing date and not to wait till the last date to avoid the possibility of disconnection/ inability or failure to login to the SSC website on account of heavy load on the website during the closing days.
3.	All the candidates, who wish to apply in response to this Notice and have not generated their One-Time Registration (OTR) on the new website of the Commission (i.e., https://ssc.gov.in) will be required to do so as the earlier OTR generated on the old website (https://ssc.nic.in) will not be functional for the new website. Subsequent to OTR, the candidates can proceed to fill in the Online Application Form for the Examination. Once an OTR has been generated on the new website, it will continue to remain valid for all the examinations to be applied for on the new website. The detailed instructions for OTR are given in Annexure-I to this Notice.
4.	Collection of documents from the candidates and their verification will be carried out at the time of DME by the CAPFs. Therefore, candidature will be accepted only provisionally. Before applying, candidates should go through the requirements of educational qualification, age, physical standards, etc. and satisfy themselves that they are eligible for the posts. When scrutiny of the documents is undertaken at the time of DME, if any claim made in the Online Application Form is not found substantiated, the candidature will be cancelled.
5.	Candidates seeking reservation benefits such as SC/ ST/ OBC/ EWS/ ESM or any other relaxation as per the provisions of the Notice of the Examination must ensure that they are entitled to such reservation/ relaxation. They should be in possession of the relevant certificates in the prescribed format in support of their claim when copies of the certificates are sought.
6.	A candidate belonging to a caste of SC, ST or OBC category on migration from one State to another State will have to make an informed choice whether to get the benefit of reservation in the State of origin or to appear as an unreserved candidate from the State of Migration. Such choice will have to be exercised by the candidate in the Online Application Form. No request for change of such option, after the submission of the Online Application Form/ correction window, will be entertained by the Commission. In case, a candidate opts to avail of the benefit of reservation from the State of origin, he will have to submit information about the District and State of current domicile as well as the District and State of his origin in the Application Form. His candidature in such cases will be considered in the respective category from the State of origin subject to the production of a valid

	prescribed caste certificate from his Origin State.
7.	Persons with Disabilities (PwD) are not eligible to apply for this Examination.
8.	Candidates are advised to fill their correct and active e-mail address and mobile number in the Online Application Form as correspondence may be made by the Commission/ CAPFs through e-mail/ SMS.
9.	Fee payable: ₹100/- (Rupees One Hundred only). Women candidates and candidates belonging to Scheduled Castes (SC), Scheduled Tribes (ST), and Ex-Servicemen (ESM) eligible for reservation are exempted from payment of fee.
10.	The candidates must write their name, date of birth, father's name and mother's name strictly as given in the matriculation certificate otherwise their candidature may be cancelled at the time of Document Verification or as and when it comes into the notice of the Commission.
11.	In the Online Application Form, candidates are required to capture their photograph using the application module and not to have a pre-existing photograph of himself/herself. The Photograph must be without a cap and spectacles. The frontal view of the face should be clearly visible. If the photograph is not captured by the candidate in the desired format, his application/candidature will be rejected.
12.	<p>For applying, the candidate is not required to have a pre-existing photograph of himself/ herself. The application module has been designed to capture a photograph of the candidate filling in the Online Application Form. The candidates should ensure that the photograph captured is clear, without cap or spectacles, and with a full-frontal view. In case the photograph captured is not as per instructions, the candidates are advised to recapture the photograph. In no case should the candidate capture the photographs of his/her pre-existing photograph. All such Online Application Forms, where the photographs of his/her pre-existing photograph are captured, will be rejected. The appearance of a candidate in the Examination should be as per the photograph in the Online Application Forms.</p> <p>For capturing his/ her photograph, the candidate has to stand/ sit before the camera when prompted by the application module and follow the following instructions: -</p> <ul style="list-style-type: none"> (i) Find a place with good light and plain background. (ii) Ensure the camera is at eye level before taking the photo. (iii) Position yourself directly in front of the camera and look straight ahead. (iv) Ensure that your face is fully inside the red rectangular area delineated by the camera and that it is neither too close nor too far. It should cover the area fully and no part of the face should be outside the rectangle. (v) Candidates must not wear a cap, mask or glasses/spectacles while capturing the photo. <p>Candidates are required to upload the scanned signature in .JPEG format (10 to 20 KB). The image dimension of the signature should be about 6.0 cm (width) x 2.0 cm (height) at a resolution of 300 DPI. Signature should be horizontally aligned. Applications with blurred/ miniature Signature will be rejected summarily. Instructions to candidates for uploading signatures are</p>

	given in Annexure-III.
13.	Applications with inappropriate photographs or blurred/miniature signatures, not as per instructions, will be rejected summarily.
14.	CANDIDATES MUST BE VERY CAREFUL AND SHOULD EXERCISE DUE DILIGENCE WHILE PROVIDING INFORMATION ABOUT THE DOMICILE STATE AND DISTRICT IN THE ONLINE APPLICATION FORM. NO REQUEST FOR CHANGE OF DOMICILE STATE AND DISTRICT WILL BE ENTERTAINED BY THE COMMISSION AFTER SUBMISSION OF THE ONLINE APPLICATION FORM UNDER ANY CIRCUMSTANCES. IF THERE IS ANY VARIATION OF DISTRICT AND/ OR STATE MENTIONED BY THE CANDIDATE IN THE ONLINE APPLICATION FORM AND THE DOMICILE CERTIFICATE SUBMITTED BY THEM AT THE TIME OF DV, THEIR CANDIDATURE WILL BE CANCELLED FORTHWITH AND THEY WILL NOT BE ALLOWED TO PARTICIPATE IN THE DME.
15.	CANDIDATES MUST BE VERY CAREFUL AND SHOULD EXERCISE DUE DILIGENCE WHILE GIVING PREFERENCES OF CAPFs/ ORGANIZATIONS, IN THE ORDER OF PRIORITY, IN THE ONLINE APPLICATION FORM. NO REQUEST FOR CHANGE IN PREFERENCE WILL BE ENTERTAINED AFTER SUBMISSION OF THE ONLINE APPLICATION FORM BY THE COMMISSION UNDER ANY CIRCUMSTANCES.
16.	Only one Online Application Form is allowed to be submitted by a candidate for the Examination. Therefore, the candidates must exercise due diligence at the time of filling in their Online Application Forms. In case, more than one Online Application Form of a candidate is detected, all the Online Application Forms will be rejected by the Commission and his candidature for the Examination will be cancelled. If a candidate submits multiple Online Application Forms and appears in the Examination (at any stage) more than once, his candidature will be cancelled and he will be debarred from the Examinations of the Commission as per rules.
17.	Before submitting the final Online Application Form, candidates must check that they have filled correct details in each field of the Online Application Form. After submission of the final Online Application Form OR expiry of the period of 'Window for Online Application Form Correction', no change/ correction/ modification will be allowed under any circumstances. Requests received in this regard in any form like Post, Fax, Email, by hand, etc. shall not be entertained by the Commission and will be summarily rejected.
18.	When the Online Application Form is successfully submitted, it will be accepted 'Provisionally' and the status of the Online Application Form will be indicated as 'Application Received (Contents Not Verified)'. Candidates should take a printout of the Online Application Form for their own records. Normally, the printout of the 'Online Application Form' is not required to be submitted to the Commission/ CAPF at any stage.
19.	The candidates must carry two passport-size recent colour photographs and one original valid Photo ID Proof such as an Aadhaar Card/ printout of E-Aadhaar, Driving License, Voter Card, PAN Card, Identity Card issued by University/ College/ Government, Employer ID Card, ESM Discharge Book issued by the MoD or any photo-bearing ID card issued by Central/ State Government to the Examination Venue, failing which they will not be allowed to appear for the same. If the Photo Identity Card does not have the date of birth printed on it, then the candidate must carry an additional original certificate as proof of his date

	of birth. In case of a mismatch in the date of birth mentioned in the Admission Certificate and Photo ID/ Certificate brought in support of the date of birth, the candidate will not be allowed to appear in the examination.
20.	In case of a fake/ fabricated application/ registration by misusing any dignitary name/ photo, such candidate/ cyber cafe will be held responsible for the same and liable for suitable legal action under the cyber/ IT act.
21.	Candidates should note that they are applying for combat force and should participate in the recruitment process with due physical/ mental preparation and will be fully responsible for any incident/ accident occurring during any stage of recruitment. Recruiting Agency/ Centre will not be responsible for any such unforeseen incident/ accident. Candidates will participate in recruitment at their own risk.
22.	The admit cards for PST/ PET and DME/ RME will be issued/ uploaded by the CRPF on their website https://crpf.gov.in/ whereas the admit card for the Computer-Based Examination will be issued/ uploaded on the website of the Regional Offices concerned of the Commission. Admit cards for any stage of the Examination will not be sent by post. Therefore, candidates are advised to visit the CRPF website (https://crpf.gov.in/), the SSC (HQ) website (https://ssc.gov.in/) and the SSC Regional Office concerned website regularly for timely downloading of the admit cards.
23.	For any queries related to the Admit Card of PST/ PET, DME/ RME & DV, candidates may contact Special Selection Board (Cell), Recruitment Branch, East Block No. 7, Level-4, Sector-01, R K Puram, New Delhi – 110066 or through its helpline Number 011-26160255.
24.	Appellate authority for Physical Standard Tests will be available at each PST centre. If any candidate is not satisfied/ does not agree with the decision of the PST Board, he may appeal to the appellate authority through the Presiding Officer only at the recruitment centre concerned on the same day. The decision of the appellate authority will be final and no further appeal or representation in this regard will be entertained thereafter. There is no appeal against PET (race).
25.	If any candidate deliberately makes a head injury (bulge/ swelling) or keeps tamarind on his head to take benefit of height, such candidate will be debarred from the further process of the Recruitment Examination.
26.	Any candidate found under the influence of any energetic medicine during PET will be debarred from the further process of the Recruitment Examination.
27.	Special attention is invited to the declaration at the end of the Online Application Form. Before agreeing to/signing the declaration, the candidates must go through the Online Application Form details filled in and the contents of the declaration itself and agree to/sign it only after satisfying themselves that the information furnished is correct. Any concealment/ misrepresentation/ misdeclaration shall lead to cancellation of candidature.
28.	Candidates are requested to check the website of the Commission, viz., https://ssc.gov.in as well as the website of the Regional Office concerned and the CRPF website http://www.crpf.gov.in irregularly for the latest updates in respect of the Examination including those related to the date of the Examination, vacancy position, etc.
29.	Candidates may contact the following Regional Help Lines for clarifications, if any, in respect of filling/ submitting applications and Computer-Based

	Examination:		
	(i)	Toll free Help Desk (SSC-HQ)	1800 309 3063
	(ii)	SSC (CR), Allahabad	0532 2460511, 0532 6541021
	(iii)	SSC (ER), Kolkata	09477461228, 033 22902230
	(iv)	SSC (KKR), Bengaluru	080 25502520, 09483862020
	(v)	SSC (MPR), Raipur	0771 2282507, 0771 2282678
	(vi)	SSC (NER), Guwahati	09085073593, 09085015252
	(vii)	SSC (NR), New Delhi	011 24363343
	(viii)	SSC (NWR), Chandigarh	0172 2749378, 0172 2744366
	(ix)	SSC (SR), Chennai	09445195946, 044 28251139
	(x)	SSC (WR), Mumbai	09869730700, 07738422705
	(xi)	CRPF helpline Number	011 26160255
30.	If a candidate scoring more than cut-off marks at any Paper/ stage of the Examination is not qualified for the subsequent stage/ final selection due to any reason, he/ she must represent the Regional Office concerned of the Commission within two months of the declaration of the result or two weeks prior to the conduct of the next stage of the examination, whichever is earlier.		
31.	If a candidate is finally selected and does not receive any correspondence from the Commission or the User Department concerned within a period of one year after the declaration of the result, he/ she must communicate immediately with the concerned User Department.		

Under Secretary to the Government of India
05.09.2024

(PROCEDURE FOR FILLING IN ONLINE APPLICATION FORM)

The process of filling in the Online Application Form for the Examination consists of the following two parts: -

- I. One-Time Registration
- II. Filling in the Online Application Form for the Examination

Part-I (One-Time Registration)

1. Read the instructions given in the Notice of the Examination carefully before filling in the Online 'Registration Form' and 'Application Form'.
2. Before proceeding with One-time Registration, keep the following information/documents ready: -
 - a. Mobile Number (to be verified through OTP)
 - b. Email ID (to be verified through OTP).
 - c. Aadhaar Number. If an Aadhaar Number is not available, please give one of the following ID Numbers. (You will be required to show the original document at a later stage):
 - i. Voter ID Card
 - ii. PAN
 - iii. Passport
 - iv. Driving License
 - v. School/ College ID
 - vi. Employer ID (Govt./ PSU/ Private)
 - d. Information about the Board, Roll Number and Year of Passing of the Matriculation (10th) Examination.
 - e. Disability Certificate Number, if you are a person with benchmark disability.
3. For One-time Registration, click on the 'Register Now' link provided in the 'Login or Register' Section on the new website of the Commission i.e., <https://ssc.gov.in>.
4. The One-time Registration process requires filling in the following information: -
 - a. Personal details
 - b. Password Creation
 - c. Additional details
 - d. Declaration.
5. **For filling in the 'One-Time Registration Form', please follow the following steps:**
 - a. Few critical details (e.g., Aadhaar Number, name, father's name, mother's name, date of birth, gender, category etc.) are required to be entered twice, in the relevant columns of the Registration Form to avoid any inadvertent mistakes in filling up of the form. If there is a mismatch between the original and verified data columns, it will not be accepted and an indication will be given in red text.
 - b. S. No. 1: Provide information about the Aadhaar Number.
 - c. S. No. 2: Provide information about your Identification Card number if you don't want to give an Aadhaar Number.
 - d. S. No. 3: Fill in your name **exactly** as given in the Matriculation (10th Class) Certificate. In case, you have made any changes in your name after matriculation, indicate the same at S No-4a to 4b.
 - e. S. No.5: Select your gender (Male/ Female/ Transgender).
 - f. S. No.6: Fill in your date of birth **exactly** as given in the Matriculation (10th Class) Certificate.
 - g. S. No. 7: Fill in your father's name exactly as given in the Matriculation (10th

- Class) Certificate
- h. S. No. 8: Fill in your mother's name exactly as given in the Matriculation (10th Class) Certificate.
 - i. S. No. 9 to S. No. 11: Fill in your Matriculation (10th Class) Examination details which include:
 - i. Name of Education Board
 - ii. Roll Number
 - iii. Year of passing
 - j. S. No. 12: Provide information about your Highest Level of Educational Qualification.
 - k. S. No. 13: Your Mobile Number which must be working as it will be verified through 'One Time Password' (OTP). It may be noted that any information which the Commission may like to communicate with you through mobile, will be sent on this mobile number only. Your mobile number will also be used for retrieval of password/ Registration if required.
 - l. S. No. 14: Your Email which must be working as it will be verified through OTP. It may also be noted that any information which the Commission may like to communicate with you through email, will be sent on this Email only. Your email will also be used for retrieval of password/ Registration Number if required.
 - m. When the Basic Details provided from S. No.1 to 14 are saved, you will be required to confirm your mobile number and email. On confirmation, your data will be saved and your Registration Number will be displayed on the screen. Your Registration Number and Password will be provided to you on your mobile number and email.
 - n. You have to complete the Registration Process within 14 days failing which your Registration Details saved so far will be deleted.
 - o. Login using your Registration Number as username and auto-generated password provided to you on your mobile and email. Change your password, when prompted on the first login.
 - p. After a successful password change, you need to log in again using your Registration Number and changed password.
 - q. On successful login, information about the 'Basic Details' so far filled by you will be displayed. You may edit it, if required or proceed further by clicking on the 'Next' button at the bottom to complete your one-time Registration.
 - r. S. No. 1: Provide information about your Category.
 - s. S. No. 2: Provide information about your Nationality
 - t. S. No. 3: Provide Contact Details if other than Indian National
 - u. S. No. 4: Provide information about visible Identification Mark. You may be required to show the above Identification Mark at various stages of the Examination.
 - v. S. No. 5: Provide information about benchmark disabilities, if any. If you are suffering from any specific benchmark disability identified as suitable for government jobs, then provide Disability Certification Number.
 - w. S. No.6 to 7: Provide information about your permanent and present address. Save the data and proceed further to the last part of the Registration Process. **It is made clear that the Present or Permanent address of a candidate does not determine his/her state of domicile.**
 - x. Save the information provided. Take a draft print-out and review the information filled in the Registration Form carefully before 'Final Submit'.
 - y. Read the 'Declaration' carefully, if you agree with the 'Declaration', click 'I Agree'.
 - z. Upon clicking 'Final Submit' different OTPs will be sent to your mobile

number and Email. You need to enter one of the two OTPs in the designated field to complete the Registration Process.

- aa. After submission of Basic information, if the registration process is not completed within 14 days, your data will be deleted from the system. After completion of the registration process, 'Basic Details' can be changed.
6. Though you can edit/ modify your One-time Registration data, you must be very cautious while filling in details in the One-time Registration. Wrong/incorrect information may lead to the cancellation of your candidature.
7. **YOU ARE AGAIN CAUTIONED THAT NAME, FATHER'S NAME, MOTHER'S NAME, DATE OF BIRTH, AND MATRICULATION EXAMINATION DETAILS SHOULD BE FILLED IN EXACTLY AS RECORDED IN MATRICULATION CERTIFICATE. YOUR CANDIDATURE MAY GET CANCELLED IN CASE OF INCORRECT/ WRONG INFORMATION.**

Flow of One-Time Registration

Click on the 'Login or Register' button to proceed with registration. After clicking on Login and Register, a small window will appear. In that window, click 'Register Now' at the bottom. You'll then be taken to the 'One-Time Registration' page.

1.1 One-Time Registration Page:

On the homepage, you'll find steps to fill in the 'One-Time Registration' form. Click 'Continue' to proceed and reach the personal details screen.


The screenshot shows the 'One Time Registration' page on the SSC Old Website. At the top, there is a header with the Government of India logo, the text 'Government of India Staff Selection Commission', a search bar, and a 'Login or Register' button. Below the header, a breadcrumb trail shows 'Homepage > One Time Registration'. The main heading is 'New Candidate One Time Registration'. Below this, there are four steps, each with a red circular icon and a description: 1. 'Personal Details' (icon of a person) with subtext 'Candidate's Name, Identification, Contact'; 2. 'Password Creation' (icon of a password field) with subtext 'Create New Password'; 3. 'Additional Details' (icon of a document with a plus sign) with subtext 'Candidate's Nationality, Address, Education'; 4. 'Declaration' (icon of a document with a checkmark) with subtext 'Candidate's Details, Confirmation'. Below these steps is a 'Note' section with the text: 'Candidates must be very cautious while filling up One Time Registration (OTR) details. Your candidature may get cancelled in case incorrect or wrong information is furnished.' At the bottom, there is a large red button labeled 'Continue'.

1.2 Fill Personal Details:

Enter critical details like Aadhaar Number, name, father's name, mother's name, and date of birth twice to ensure accuracy. Any discrepancies will be highlighted in red text.

Feedback


SSC Old Website



Government of India
Staff Selection Commission

Search

Login or Register



← Homepage > One Time Registration

01

Personal Details

Candidate's name, identification, contact

02

Password Creation

Create New Password

03

Additional Details

Candidate's nationality, address, education

04

Declaration

Candidate's details confirmation

One Time Registration

Personal Details

1. Do you have a Aadhaar Card ? *

☐ Yes

☒ No

a. Aadhaar Card Number

eg. 526262627262

Aadhaar Number should be same as mentioned in Aadhaar Card.

b. Verify Aadhaar Card Number

eg. 526262627262

2. Type of Identification Card *

Select

Type of ID and ID Number to be provided if you don't want to give Aadhaar number.

a. Identification Card Number *

3. Candidate Name (As per Matriculation Certificate) *

1. Candidate Name should be same as mentioned in Matriculation Certificate.

2. Please enter name without any salutation (ie Sir/ Smt/ Mr/ Mrs/ Ms/ Dr/ Prof).

a. Verify Candidate Name (As per Matriculation Certificate) *

4. Have you ever changed Name ? *

☐ Yes

☒ No

a. New Name / Changed Name

b. Verify New Name/Changed Name

5. Gender *

Select

a. Verify Gender *

Select

6. Date Of Birth (DD-MM-YYYY) *

dd-mm-yyyy

Date of Birth should be same as mentioned in Matriculation Certificate.

a. Verify Date of Birth (DD-MM-YYYY) *

dd-mm-yyyy

7. Father's Name *

1. Father's Name should be same as mentioned in Matriculation Certificate.

2. Please enter name without any salutation (ie Mr/ Shri/ Late/ Dr/ Prof etc).

a. Verify Father's Name *

8. Mother's Name *

1. Mother's Name should be same as mentioned in Matriculation Certificate.

2. Please enter name without any salutation (ie Mrs/ Smt/ Late/ Dr/ Prof etc).

a. Verify Mother's Name *

9. Matriculation (10th class) Education Board *

Select

Education Board of Matriculation Examination.

a. Verify Matriculation (10th class) Education Board *

Select

10. Roll Number *

(1) Roll Number should be same as mentioned in Matriculation Certificate.

(2) Only / and - are allowed . Please enter Roll number without any other special character(s).

(3) If Roll Code is given in your Matriculation Certificate then enter "Roll Code - Roll No."

a. Verify Roll Number *

11. Year of Passing *

Select

a. Verify Year of Passing *

Select

12. Highest Level of Education Qualification *

Select

a. Verify Highest Level of Education Qualification *

Select


13. Candidate's Mobile Number *

OTP for verification will be sent to this mobile number

14. Candidate's Email ID *

OTP for verification will be sent to this Email ID

Save & Next



Staff Selection Commission

Public Disclosure of Scores and Other Details of Non-Recommended Writing Candidates

Useful links

Archives

Disclaimer

Sitemap

Help

Website Policies

Web Information Manager

Contact Us

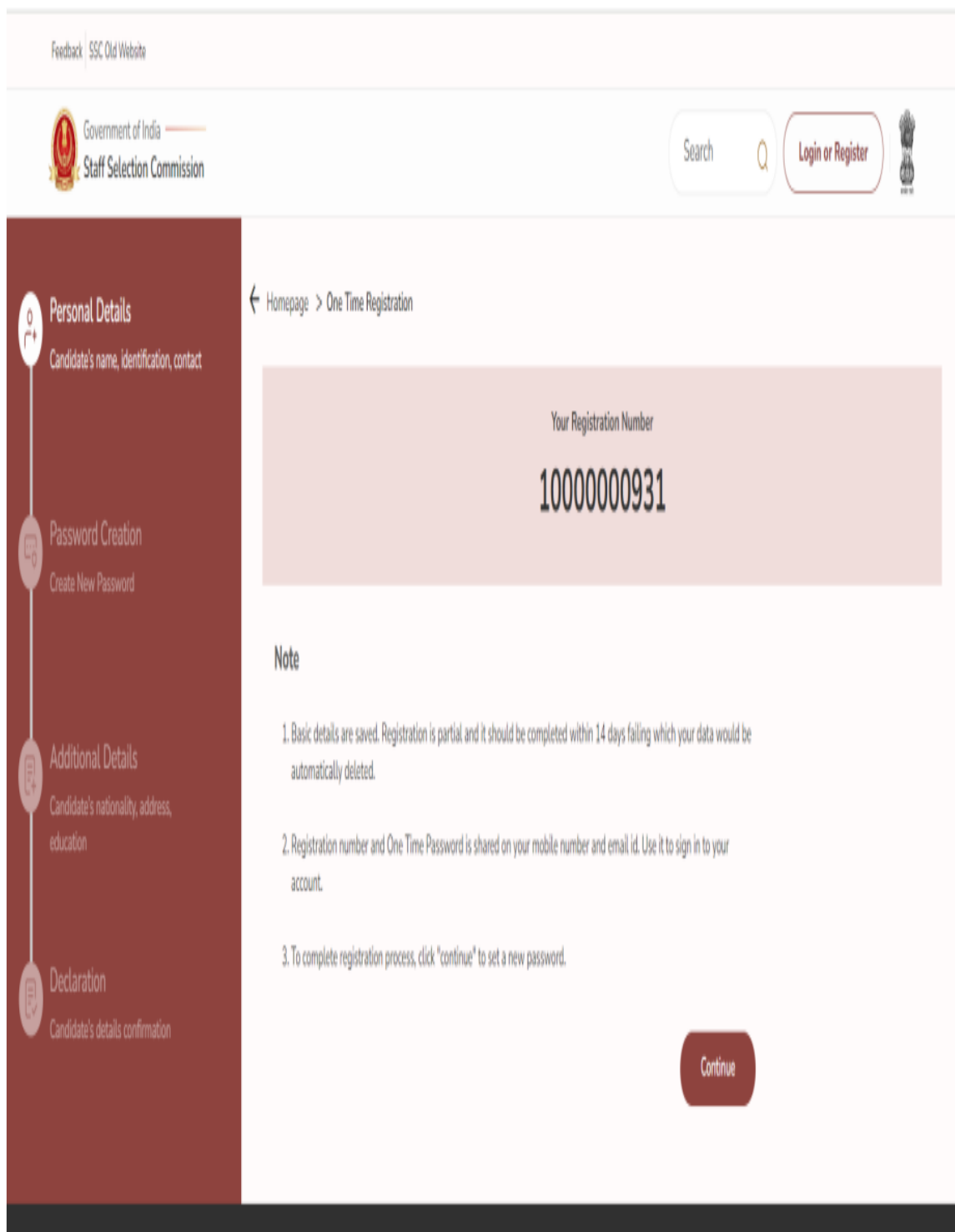
Block No-12, CGO Complex, Lodhi Road New Delhi

© 2024 SSC. All Rights Reserved

Page 34 of 73

1.3 Registration Details Page:

After successful verification of mobile and email OTP, clicking the 'Save & Next' button will store the provided 'Personal Details' (S. No. 1 to 14). Users will be redirected to the registration details page, displaying the Registration Number. The Registration Number and Password will be sent to the user's mobile number and Email. The registration process must be completed within 14 days; otherwise, the saved details will be deleted.



The screenshot displays the 'Registration Details Page' on the SSC website. The header includes a 'Feedback | SSC Old Website' link, the Government of India and Staff Selection Commission logos, a search bar, and a 'Login or Register' button. A left sidebar lists the registration steps: 'Personal Details' (Candidate's name, identification, contact), 'Password Creation' (Create New Password), 'Additional Details' (Candidate's nationality, address, education), and 'Declaration' (Candidate's details confirmation). The main content area shows a breadcrumb trail 'Homepage > One Time Registration', a large box displaying 'Your Registration Number' as '10000000931', and a 'Note' section with three instructions: 1. Basic details are saved. Registration is partial and it should be completed within 14 days failing which your data would be automatically deleted. 2. Registration number and One Time Password is shared on your mobile number and email id. Use it to sign in to your account. 3. To complete registration process, click "continue" to set a new password. A 'Continue' button is located at the bottom right.

Feedback | SSC Old Website

Government of India
Staff Selection Commission

Search Q Login or Register

← Homepage > One Time Registration

Your Registration Number
10000000931

Note

1. Basic details are saved. Registration is partial and it should be completed within 14 days failing which your data would be automatically deleted.
2. Registration number and One Time Password is shared on your mobile number and email id. Use it to sign in to your account.
3. To complete registration process, click "continue" to set a new password.

Continue

1.4 Login Screen with One-Time Password:

To finalize the remaining registration, users can click 'Continue,' leading them to the login page displayed on the following screen. If users choose to complete the registration on a subsequent day, they can log in by clicking the 'Login or Register' button on the website header. The Registration Number serves as the username, and the auto-generated password is sent to the user's mobile, and email is used for the initial login. Upon the first login, users will be prompted to change their password.

The screenshot shows the login interface of the SSC Old Website. At the top, there is a header with 'Feedback | SSC Old Website' on the left, the Government of India Staff Selection Commission logo in the center, and a search bar and 'Login or Register' button on the right. A left sidebar contains four steps: 'Personal Details' (Candidate's name, identification, contact), 'Password Creation' (Create New Password), 'Additional Details' (Candidate's nationality, address, education), and 'Declaration' (Candidate's details confirmation). The main content area is titled 'Hello Candidate!' and contains a 'Sign-in' form. The form has three input fields: 'Registration Number *' (with a red error message 'Registration number is required'), 'Password *' (with a red error message 'Password is required' and a toggle icon), and 'Captcha'. Below the password field is a 'bTuBp' button and a 'Refresh' button. A 'Sign in' button is located at the bottom right of the form.

Feedback | SSC Old Website

Government of India
Staff Selection Commission

Search Q Login or Register

← Homepage > Sign-in

Personal Details
Candidate's name, identification, contact

Password Creation
Create New Password

Additional Details
Candidate's nationality, address, education

Declaration
Candidate's details confirmation

Hello Candidate !

Registration Number *

Registration number is required

Password *

Password is required

bTuBp Refresh


Captcha



Sign in

1.5 Password Creation Page:


For the initial login, users will be directed to the password creation page, as depicted in the image. After successfully changing the password, they will be redirected to the login page, where they must log in again using their Registration Number and the newly changed password. The registration number will be pre-filled initially. To proceed with the password change, users need to input the old password sent via mobile number and email. They can then set a new password, adhering to the specified validation displayed on the screen.


Feedback | SSC Old Website


 Government of India
Staff Selection Commission




← Homepage > One Time Registration

 **Personal Details**
Candidate's name, identification, contact

 **Password Creation**
Create New Password

 **Additional Details**
Candidate's nationality, address, education

 **Declaration**
Candidate's details confirmation

Dear Candidate, This is Your First Login !
Please Set a New Password

Registration Number *

Old Password *

New Password *

Note

- Password must be minimum 8 characters
- Include one or more uppercase letters
- Include one or more lowercase letters
- Include one or more number
- Include one or more special character

Confirm Password *

Security Questions

Note

- Security Questions allow you to regain entry to your account if you have forgotten your password and no longer have access to the email or Mobile number associated with your account.

Security Question: 1 *

Select


Answer *

Security Question: 2 *

Select

Answer *

[Reset](#) [Save & Next](#)

 **Staff Selection Commission**

Public Disclosure of Scores and Other Details of Non-Recommended Willing Candidates

Useful links

- [Archives](#)
- [Disclaimer](#)
- [Sitemap](#)
- [Help](#)
- [Website Policies](#)
- [Web Information Manager](#)

Contact Us


- [Block No-12, CGO Complex, Lodhi Road New Delhi](#)

© 2024 SSC. All Rights Reserved

1.6 Login with New Set Password:

Upon successful password change, users will encounter the following screen. After logging in, users will be redirected to the additional details page.

Feedback | SSC Old Website




Government of India
Staff Selection Commission

Search

Q

Login or Register



Personal Details

Candidate's name, identification, contact

Password Creation

Create New Password

Additional Details

Candidate's rationality, address, education

Declaration

Candidate's details confirmation

← Homepage > Sign-in

Hello Candidate !

Registration Number *

Registration number is required

Password *

Password is required

Rau54

Refresh


Captcha

Login



1.7 Additional Details Page:


To complete additional details, users must provide information about their Category (S No-1), Nationality (S No-2), and, if the nationality is other than 'Citizen of India,' provide contact information in 'Contact Details for Other Nationals.' Provide information about visible Identification Mark (S No-4) and benchmark disabilities (S No-5), along with Disability Certification Number if applicable. Provide the Permanent and Present Address details and save the data to proceed to the last part of the registration process.


Feedback | SSC Old Website





Government of India
Staff Selection Commission



Personal Details
Candidate's name, identification, contact

Password Creation
Create New Password

Additional Details
Candidate's nationality, address, education

Declaration
Candidate's details confirmation

← Homepage > One Time Registration

One Time Registration

Additional Details

1. Category *

Select

a. Verify Category *

Select

2. Nationality *

Citizen Of India

3. Contact Details For Other Nationals

4. Visible Identification Marks *

5. Are you Person With Benchmark Disability (PwBD)? *

☐ Yes ☒ No

a. Type of Disability

Note
VH : Blindness and Low vision
HH : Deaf and hard of hearing
OH : Locomotor disability, including cerebral palsy, leprosy cured, dwarfism, acid attack, victims, & muscular dystrophy
Others : Autism, intellectual disability, specific learning disability & mental illness, multiple disabilities from amongst persons under the above mentioned clauses including deaf-blindness.

b. Disability Certificate Number

6. Permanent Address *

a. Address *

b. State/UI *

Select

c. District *

Select

d. Pin Code *

7. Is Present Address same as Permanent Address? *

☐ Yes ☒ No

a. Address *

b. State/UI *

Select

c. District *

Select

d. Pin Code *


Save & Next



Page 39 of 73

1.8 Declaration


After carefully reading the declaration, users should check “Preview OTR” 'I agree', then click on 'Declare' to submit the declaration. Upon successful submission, users will be redirected to the dashboard.


[Feedback](#) | [SSC Old Website](#)


 Government of India
Staff Selection Commission




[← Homepage](#) > [One Time Registration](#)

 **Personal Details**
Candidate's name,
identification, contact

 **Password Creation**
Create New Password

 **Additional Details**
Candidate's nationality,
address, education


 **Declaration**
Candidate's details
confirmation


**One Time Registration
Declaration**


1. I hereby declare that the information given by me in this form is true, complete and correct to the best of my knowledge and belief.

2. I understand that in the event of any information being found false or incorrect at any stage, my candidature/ appointment is liable to be cancelled/terminated.

☒ I Agree for the above Terms & Conditions

 Preview OTR

 Declare


 **Staff Selection
Commission**

Public Disclosure of Scores and Other Details of Non-Recommended Willing Candidates

Useful links

[Archives](#)
[Disclaimer](#)
[Sitemap](#)
[Help](#)
[Website Policies](#)
[Web Information Manager](#)

Contact Us

 Block No-12, CGO Complex,
Lodhi Road New Delhi

© 2024 SSC. All Rights Reserved

Part-II (Online Application Form)

Instruction for filling of the Online Application Form: -

1. Before proceeding with filling in the Online Application Form, note/keep the following data ready:

For applying, the candidate is not required to have a pre-existing photograph of himself/herself. The Application Module has been designed to capture a photograph of the candidate filling in the Online Application Form. For this purpose, the candidate has to stand/ sit before the camera when prompted by the application module and follow the following instructions while capturing the photograph:

- (i) Find a place with good light and plain background.
- (ii) Ensure the camera is at eye level before taking the photo.
- (iii) Position yourself directly in front of the camera and look straight ahead.
- (iv) Ensure that your face is fully inside the red rectangular area delineated by the camera and that it is neither too close nor too far. It should cover the area fully and no part of the face should be outside the rectangle.
- (v) Candidates must not wear a cap, mask or glasses/spectacles while capturing the photo.

Candidates, who are unable to capture their photo through a camera, are advised to use the QR code provided at S. No. 1 of Upload Documents for downloading the app for Android Mobile Phones from the Google Play Store to capture their photos through mobile devices. The photo should be without a cap, without spectacles and a frontal view of the face should be visible. Applications with photographs not in accordance with the instructions are liable to be rejected.

- a. Scanned signature in JPEG format (10 to 20 KB). The image dimension of the signature should be about 6.0 cm (width) x 2.0 cm (height) at a resolution of 300 DPI. Signature should be horizontally aligned. **Applications with illegible/ blurred/miniature signatures will be rejected. The major reasons for rejection of signatures are “miniature” signatures. Candidates are advised to refer the instructions to candidates for uploading signatures as given in Annexure-III.**
 - b. Details of qualifying educational qualification like passing year, roll number, percentage/ CGPA, name of university etc.
2. Login to the online system through your ‘**Registration Number**’ and Password.
 3. Click the ‘Apply’ link in the ‘Constable (GD) in CAPFs, SSF, Rifleman (GD) in Assam Rifles and Sepoy in Narcotics Control Bureau Examination-2025’ Section under the ‘Latest Notifications’ Tab.
 4. Information in columns at S. No. 1 to 18 will be filled automatically from your One-Time Registration data which is non-editable. However, if you want to modify any of the One-Time Registration details, click on the ‘Modify Registration’ tab provided at the left-hand top corner of your dashboard and make suitable corrections before proceeding further.
 5. S. No. 19 - Indicate your Highest Educational Qualification.
 6. S. No. 20 - Indicate the details of Qualifying Educational Qualification (As per Para No. 7.1 & 7.2 of the Notice of Examination).
 - a. S. No. 20.1 - Indicate your Educational Qualification (EQ) Status.

- b. S. No. 20.2 - Indicate the Passing year.
 - c. S. No. 20.3 - Indicate the State/UT of the Board.
 - d. S. No. 20.4 - Indicate the Name of the Board.
 - e. S. No. 20.5 - Indicate your Roll Number.
 - f. S. No. 20.6 - Indicate your Percentage (Candidates who do not have their percentage mentioned on their mark sheet due to COVID-19 or any other reasons for the years 2020 and 2021 can enter **NA**).
 - g. S. No. 20.7 - Indicate your CGPA if applicable.
7. S. No. 21 - If you are an Ex-serviceman (ESM) or serving in the Armed Forces, fill in the required information. Wards of Ex-Servicemen are not treated as Ex-Servicemen and, therefore, they should select 'No'.
- a. S. No. 21.1 - Indicate the date of joining the Armed Forces.
 - b. S. No. 21.2 - Indicate the date of Discharge/likely date of Discharge from the Armed Forces.
 - c. S. No. 21.3 - Indicate the length of service in the Armed Forces.
 - d. S. No. 21.4 - Indicate 'YES' if you have already joined a civil post by availing the benefit of reservation for Ex-serviceman (ESM) (Refer to para 5.3 of the Notice of Examination).
 - e. S. No. 21.5 - Indicate the date of joining to Civil Post.
8. Indicate your Highest Educational Qualification. If you are an Ex-serviceman (ESM) or serving in the Armed Forces, fill in the required information. Wards of Ex-Servicemen are not treated as Ex-Servicemen and, therefore, they should select 'No'.
9. S. No. 22 - Select 'Yes', if you are seeking age relaxation.
- a. S. No. 22.1 - select the appropriate age-relaxation code (Refer to para 5.1 of the Notice of Examination).
10. S. No. 23 - Select 'Yes' if you want to make your personal information available for accessing job opportunities in terms of the DoP&T OM No. 39020/1/2016-Estt(P) dated 21/06/2016 (Please refer to Para No. 19 of the Notice of Examination).
11. S. No. 24 - Give your preference for Examination Centres. You may choose Examination Centers within the same Region. The choice for all three Centers must be given in the order of preference.
12. S. No. 25 - Provide information about the medium for Computer-Based Examination and verify the medium.
13. S. No. 26 - Select 'Yes', if you are an NCC Certificate Holder (Refer to para 7.7 of the Notice of Examination).
- S. No. 26.1 - Provide the details of the NCC Certificate (as types of NCC certificate).
14. S. No. 27 - Select 'Yes', if you have participated in any Sports event on the International/ National/ State level. Provide the details of the Certificate at S. No. 27.1, 27.2, 27.3 & 27.4. **No additional benefit/ marks will be provided to the candidate holding a sport certificate.**
15. S. No. 28 and 29 - Select your Domicile State/ UT and District of Domicile. As the vacancies for the posts of Constable (GD) in CAPFs and Rifleman (GD) in Assam Rifles are domicile-based and vacancies are also reserved for Border Districts and Districts affected by Naxal/ Militancy, therefore you will only be considered from the State/ UT and District mentioned by you from S. No. 28 and 29 respectively. You will be required to produce a Domicile Certificate of the State/ UT and District specified by you at S. No. 28 and 29 respectively at the time of Document Verification. If there is any mismatch between the Domicile State/ UT and the

District mentioned by you in S. No. 28 and 29 and the State/ UT and District in the Domicile Certificate produced by you at the time of Document Verification, your candidature will be summarily rejected.

16. S. No. 30 – Select ‘Yes’ if you migrated from the State/UT of your origin to the State/ UT of your domicile.

S. No. 30.1 - If you belong to the SC/ ST/ OBC category and have migrated from the State/ UT of your Origin to State/ UT of your domicile, you have the option to either avail of the benefit of reservation from the State/ UT of your origin or be considered as Un-reserved candidate, as the case may be, against the vacancies of the State/ UT of your domicile (**If you select ‘Yes’, you will be required to produce a caste certificate from the State/ UT of Origin. If you select ‘No’, you will be considered as a ‘UR’ candidate from the State/ UT of your Domicile**). Make your considered decision and fill in the information in this column accordingly (For detailed information, refer to Para 6.2, 6.3 and 6.4 of the Notice of the Examination).

S. No. 30.2 & 30.3 – Provide the details of the State/ UT and District of Origin.

17. S. No. 31 – Militancy/Naxal-affected districts will be auto-filled as per **Annexure-XII**.
18. S. No. 32 –Border districts will be auto-filled as per **Annexure-XI**.
19. S. No. 33 - Give your preference for CAPFs/ Organizations. Filling up all eight (08) options will be mandatory.

Upload Photograph & Signature (Instructions to candidates for uploading signatures are given in Annexure-III): -

20. Upload your live Photograph without spectacles/cap as specified below:
- Find a place with good light & plain background.
 - Ensure the camera is at your eye level before capturing the photo.
 - Position yourself directly in front of the camera and look straight.
 - Ensure that your face is fully inside the red rectangular area delineated by the camera and that it is neither too close nor too far. It should cover the area fully and no part of the face should be outside the rectangle.
 - Candidate must not wear a cap, mask or glasses/spectacles while capturing the photo.
 - In no case should the candidate capture the photographs of his/her pre-existing photographs. All such applications where the photographs of his/her pre-existing photograph are captured will be rejected.
 - Do not wear earphones or any device while capturing Photos.
21. Upload your signature as specified below: -
- Allowed image size: 10KB to 20KB in JPEG/JPG Format.
 - Image Dimension: About 6.0 cm (width) X 2.0 cm (height) at a resolution of 300 DPI.
 - Applications with Blurred/Miniature signatures will be rejected.
 - Signature should be horizontally aligned.
 - Sample of acceptable and rejected signatures are provided in **Annexure-III (2/4)**.
22. Go through the declaration carefully and click on the “I agree” check box if you accept the same. Fill up the Captcha code.
23. Preview and verify the information provided by you. If you want to modify any entry, click on the ‘Edit/ Modify’ button and make the requisite corrections before proceeding further. When you are satisfied that the information is correctly filled, preview and verify the information and submit the Application. You will not be able to make any correction(s) to the Online Application Form after the final submission of the Online Application Form application.

24. Proceed to make fee payment if you are not exempted from payment of fee.
25. Fee can be paid through online mode only such as BHIM UPI, Net Banking, by using Visa, Mastercard, Maestro, RuPay Debit cards. Refer to Para-9 of the Notice of Examination for further information on the payment of the fee.
26. When the Online Application Form is successfully submitted, it will be accepted 'Provisionally' and the status of the Online Application Form application will be indicated as 'Application Received (Contents Not Verified)'. Candidate should take a printout of the Online Application Form for their own records. Printout of the 'Online Application Form' is normally not required to be submitted to the Commission at any stage. However, you may be required to provide a printout of the Online Application Form to address grievances related to the Online Application Form, if any.

1. Candidate Information:

1.1. Personal Details:

Feedback | SSC Old Website

Government of India
Staff Selection Commission

← Candidate Dashboard > Personal Details

Personal Details


Note :
Please review your personal details carefully. These details are automatically populated from your 'One-Time Registration' (OTR) data. If there are any necessary changes, kindly update them via the 'Edit Registration Details' page before proceeding with the application form.



- Candidate's Name: (As per the Matriculation Certificate)
- New / Changed Name:
- Father's Name:
- Mother's Name:
- Date of Birth (DD/MM/YYYY) (As per the Matriculation Certificate):
- Age as on 01/08/2024:
- Gender:
- Category:
- Whether a Person with Benchmark Disability (PwBD)?:
- If Yes, Type of Disability:
- Nationality:
- Visible Mark of Identification:
- Matriculation (10th Class) Examination Board:
- Matriculation (10th Class) Year of Passing
- Matriculation (10th Class) Roll No.:
- Permanent Address:
- State:
- District:
- PIN Code:
- Correspondence Address:
- State:
- District:
- PIN Code:
- Email:
- Mobile Number:

Next

1.2.Education Details:

[Feedback](#) | [SSC Old Website](#)

 Government of India
Staff Selection Commission



1

Candidate Information

Personal Details

Education Details

2

Additional Information

Additional Information-I

Additional Information-II

3

Upload Documents

4

Preview Form

5

Submit Form

[←](#) [Candidate Dashboard](#) > [Education Detail](#)

Education Details

19. Highest Educational Qualification: *

Select

Qualifying Educational Qualification

20. Details of Qualifying Educational Qualification: *

10th Standard

Please refer to the Notice of Examination, Para No. 7.1 to 7.2

20.1. EQ Status: *

Passed

20.2. Passing Year: *

2021

20.3. State/ UT of Board: *

Delhi

20.4. Name of Board: *

CENTRAL BOARD OF SECONDARY EDUCATION (CBSE)

20.5. Roll Number: *

1234568G

20.6. Percentage:

Note: Candidates who do not have their percentage mentioned on their marksheet due to COVID-19 or any other reasons for the years 2020 and 2021 can enter **NA**.

Enter percentage here...

20.7. CGPA:




Enter CGPA here...

[Go Back](#) [Save & Next](#)

2. Additional Information:

2.1. Additional Information-I:

[Feedback](#) | [SSC Old Website](#)

Government of India
Staff Selection Commission

1

Candidate Information

2

Additional Information

3

Upload Documents

4

Preview Form

5

Submit Form

[← Candidate Dashboard](#) > Additional Information-I

Additional Information-I

21. Whether you are an Ex-Servicemen (ESM) or serving in the Armed Forces? *

☒ Yes ☐ No

21.1. Date of Joining the Armed Forces (DD/MM/YYYY): *

mm/dd/yyyy

21.2. Date of Discharge/ Likely Date of Discharge from the Armed Forces (DD/MM/YYYY): *

mm/dd/yyyy

21.3. Length of service in the Armed Forces:

21.4. Have you already joined a civil post by availing benefit of reservation for Ex-Serviceman (ESM)?

Please refer to the Notice of Examination, Para No. 5.3

☐ Yes ☐ No

21.5. Date of Joining to Civil Post (DD/MM/YYYY):

mm/dd/yyyy

22. Whether seeking Age Relaxation? *

☒ Yes ☐ No

22.1. If Yes, Age Relaxation Code: *

Select

Please refer to the Notice of Examination, Para No. 5.1

23. Do you want to make your personal information available for accessing job opportunities in terms of DoP&T's OM No.39020/1/2016-Estt.(P) dated 21/06/2016? *


Please refer to the Notice of Examination, Para No. 19

☐ Yes ☐ No



[Go Back](#) [Save & Next](#)

2.2. Additional Information-II:

Feedback | SSC Old Website



Government of India
Staff Selection Commission



1

Candidate Information

2

Additional Information

3

Upload Documents

4

Preview Form

5

Submit Form

←

Candidate Dashboard

>

Additional Information-II

Additional Information-II

24. Preference of Examination Centres: *

Please refer to the Notice of Examination, Para No. 13.

Preference 1

Select

Preference 2

Select

Preference 3

Select

25. Medium for Computer Based Examination (CBE): *

Select

Verify Medium for Computer Based Examination (CBE): *

Select

26. Are you a National Cadet Corps (NCC) Certificate holder? *

Please refer to the Notice of Examination, Para No. 7.7

☒ Yes ☐ No

26.1. Type of the NCC Certificate: *

Select

Verify Type of the NCC Certificate: *

Select

27. Have you participated in any Game/ Sport at the District/ State/ National/ International Level? *

Please refer to the Notice of Examination, Para No. 7.8

☒ Yes ☐ No

27.1. Name of Sports/ Game: *

Select

27.2. Level of Participation: *

Select

27.3. Year of Competition: *

Select

27.4. Medal/ Position Achieved: *

Select

28. State/ UT of Domicile: *

Select

Please refer to the Notice of Examination, Para No. 6

Verify State/ UT of Domicile: *

Select

29. District of Domicile: *

Select

Verify District of Domicile: *

Select

30. Have you migrated from the State/ UT of your Origin to State/ UT of your Domicile? *

Please refer to the Notice of Examination, Para No. 6

☒ Yes ☐ No

30.1. Whether you would like to avail yourself of the benefit of reservation from the State/ UT of your Origin? *

Note 1: If you select "Yes", you will be required to submit a caste certificate from the State/ UT of your Origin.

Note 2: If you select "No", you will be considered as a "UR" candidate from the State/ UT of your Domicile filled in your Online Application Form.

☐ Yes ☐ No

30.2. State/ UT of Origin: *

Select

30.3. District of Origin: *

Select

31. Candidate belongs to Militancy/ Naxal affected District? *

☐ Yes ☐ No

32. Candidate belongs to Border District? *

☐ Yes ☐ No

33. Preference of posts for CAPFs/ Organisations: *

Please refer to the Notice of Examination, Para No. 14.9 and 14.12

Verify preference of posts for CAPFs/ Organisations: *

Post Details

Go Back

Save & Next

3. Upload Photo & Signature:

[Feedback](#) | [SSC Old Website](#)

Government of India
Staff Selection Commission



1

Candidate Information

2

Additional Information

3

Upload Documents

4

Preview Form

5

Submit Form

←

Candidate Dashboard > Upload Photograph & Signature

Upload Photograph & Signature

1. Capture Your Photograph

Instructions:

- Find a place with good light and plain background.
- Ensure the camera is at your eye level before capturing the photo.
- Position yourself directly in front of camera and **look straight**.
- Ensure that your **face is fully inside the red rectangular area** delineated by the camera and that it is neither too close nor too far. It should cover the area fully and no part of the face should be outside the rectangle.
- Candidates **shouldn't wear a cap, mask or glasses / spectacles** while capturing the photo.
- In no case should the candidate capture the photographs of his/her pre-existing photograph. All such applications where the photographs of his/her pre-existing photograph is captured will be rejected.
- Do not wear earphones or any device while capturing photo.**

 Capture Live Photo

Or

If you are unable to capture live photo with your device, scan the below QR code to download the app from the play store.



2. Upload Your Signature *

Instructions:

- Please read the advisory to Candidates with respect to photo and signature and common causes of rejection.
[Click here to read](#)
- Allowed image size: 10 KB to 20 KB in JPEG / JPG format.
- Image dimensions: about 6.0 cm (width) X 2.0 cm (height) at a resolution of 300 DPI.
- Application with blurred / miniature signature will be rejected.
- Signature should be horizontally aligned.


 Upload Signature



Go Back

Save & Next

4. Preview Online Application Form:

Feedback | SSC Old Website

 Government of India
Staff Selection Commission



1

Candidate Information

2

Additional Information

3

Upload Documents

4

Preview Form

5

Submit Form

←

Candidate Dashboard > Preview Form

Preview Form

1

Candidate Information

Personal Details

1. Candidate's Name: (As per the Matriculation Certificate)

2. New / Changed Name:

3. Fathers Name:

4. Mother's Name:

5. Date of Birth (DD/MM/YYYY) (As per the Matriculation Certificate):

6. Age as of 1/08/2024:

7. Gender:

8. Category:

9. Whether Person with Benchmark Disability (PwBD)?:

9.1 If yes, Type of Disability:

10. Nationality:

11. Visible Mark of Identification:

12. Matriculation (10th Class) Examination Board:

13. Matriculation (10th Class) Year of Passing:

14. Matriculation (10th Class) Roll No.:

15.1. Permanent Address:

15.2 State:

15.3 District:

15.4 PIN Code:

16.1. Correspondence Address:

16.2. State:

16.3 District:

16.4 PIN Code:

17. Email:

18. Mobile Number:

Educational Details

 Edit

19. Highest Educational Qualification:

20. Details of Qualifying Educational Qualification:

20.1. EQ Status:

20.2. Passing Year:

20.3. State / UT of Board:

20.4. Name of Board:

20.5. Roll Number:

20.6. Percentage:

20.7. CGPA:

2 Additional Details



Additional Information-I

 Edit

21. Whether you are an Ex-Servicemen (ESM) or serving in the Armed Forces?:

21.1. Date of Joining the Armed Forces (DD/MM/YYYY):

21.2. Date of Discharge / Likely Date of Discharge from the Armed Forces (DD/MM/YYYY):

21.3. Length of service in the Armed Forces:

21.4. Have you already joined a civil post by availing benefit of reservation for Ex-Serviceman (ESM)?:

21.5 Date of Joining to Civil Post (DD/MM/YYYY):

22. Whether seeking Age Relaxation?:

22.1. If Yes, Age Relaxation Code:

23. Do you want to make your personal information available for accessing job opportunities in terms of DoP&T's OM No. 39020 / 1 / 2016-Estt.(P) dated 21/06/2016?:

Additional Information-II

 Edit

24. Preference of Examination Centres:

24.1. Preference 1:

24.2. Preference 2:

24.3. Preference 3:

25. Medium for Computer Based Examination (CBE):

26. Are you a National Cadet Corps (NCC) Certificate holder?:

26.1 Type of the NCC Certificate:

27. Have you participated in any Game/ Sport at the District/ State/ National/ International Level?:

27.1 Name of Sports/Game:

27.2 Level of Participation:

27.3 Year of Competition:

27.4 Medal/ Position Achieved:

28. State/ UT of Domicile:

29. District of Domicile:

30. Have you migrated from the State/ UT of your Origin to State/ UT of your Domicile?:

30.1. Whether you would like to avail yourself of the benefit of reservation from the State/ UT of your Origin

30.2. State/ UT of Origin:

30.3. District of Origin:

31. Candidate belongs to Militancy/ Naxal affected District:

32. Candidate belongs to Border District:

33. Preference of posts for CAPFs/
Organisations: *

3 Uploaded Documents:

Photo

Signature

photo


signature

Go Back


Save & Next

Declaration and Final Submission of Online Application Form:

[Feedback](#) | [SSC Old Website](#)



Government of India
Staff Selection Commission



1

Candidate Information

2

Additional Information

3

Upload Documents

4

Preview Form

5

Submit Form

Personal Details

Education Details

Additional Information-I

Additional Information-II

Declaration


1. I have read the Notice of Examination and accept all the Terms & Conditions mentioned therein.

2. I hereby declare that all the statements made in this application are true, complete and correct to the best of my knowledge and belief. I understand that in the event of any information being found suppressed / false or incorrect at any stage or ineligibility being detected before or after the Examination, my candidature / appointment is liable to be cancelled. I am willing to serve anywhere in India.

3. I agree to authorize SSC to use my Aadhaar data for verification purpose (Verification will be subject to authorization from a competent authority).

☐ I agree

TREyp

 Refresh

Captcha ^{*}

Captcha

Go Back

Submit

Instructions to Candidates for uploading of signatures

- 1) The major reasons for rejection of signatures are “miniature” signatures. Candidates are advised to cut the box and then sign within the box such that signature occupies at least 80% of the box.



Cut the box & Sign within the box

- 2) Samples of acceptable and rejected signatures are provided on the next page(Pg No 2). Candidates are advised to review these examples to understand which signatures will be accepted by the Commission and which ones may be rejected.

Signature

1. Good For Approval



2. Rejected



3) The major reasons for rejection photographs are :

- (i) Photo without plain background.
- (ii) Candidates wearing caps
- (iii) Candidates taking photos without shirts.
- (iv) Photo not sufficiently bright.
- (v) Photo is blurred

Candidates are advised to follow the instructions while capturing the photo that is displayed on the Website especially ensure plain background and photo is captured in well-lit area.

4) Samples of acceptable and rejected photographs are provided on the next page (**Page No 4**). Candidates are advised to review these examples to understand which photographs will be accepted by the Commission and which ones may be rejected.

Photograph

1. Good For Approval



2. Rejected



CERTIFICATE FOR SERVING DEFENCE PERSONNEL

I hereby certify that according to the information available with me (No.)
_____ (Rank) _____ (Name) _____ is due to
complete the specified term of his engagement with the Armed Forces on the (Date)
_____.

(Signature of Commanding Officer)

Office Seal

Place:

Date:

Annexure-V

APPENDIX -V(A)

PROFORMA OF CERTIFICATE FOR EMPLOYED PERSONNEL

It is informed that Shri/ Kum./Smt. working as (Rank) in (Unit/ Office) has applied for the post of as advertised by (name of recruiting agency) vide Advt. No..... dated

2. I hereby, with the information available, verify in respect of Shri/ Kum./ Smt. (Name) No..... (Rank), as follows: -

- i. He/ She will be completing the prescribed period of engagement of Years (in words) for acquiring Ex-servicemen status, subject to fulfilment of other conditions, on (date). Shri/ Kum./ Smt. shall complete..... years of service (in words) at the time of leaving of military service.
- ii. He/ She will be released on selection to the posts.

Commanding Officer

Place: (Signature)

Dated:

Office Seal

APPENDIX -V(B)

FORM OF UNDERTAKING TO BE GIVEN BY CANDIDATES APPLYING FOR CIVIL POSTS UNDER EX-SERVICEMEN CATEGORY

I understand that if selected based on the Recruitment Examination to which this Application Form relates, my appointment will be subject to my producing documentary evidence to the satisfaction of the Appointing Authority that I have been duly released/retired/discharged from the Armed Forces and that I am entitled to the benefits admissible to ex-servicemen in terms of the Ex-servicemen (Re-employment in Central Civil Services and Posts) Rules, 1979, as amended from time to time.

2. I also understand that as per the DoP&T OM No.36034/1/2014-Estt.(Res.) dated 14.8.2014, if I apply for various vacancies before joining any civil employment, I can avail of the benefit of reservation as Ex-servicemen for any subsequent employment provided that to avail of this benefit, as soon as I join any civil employment, I should give self-declaration/undertaking to the concerned employer about date-wise details of application for various vacancies for which I had applied for before joining the initial civil employment, in respect of vacancies which are filled on direct recruitment and wherever reservation is applicable to the Ex-Servicemen.

FORMAT FOR SC/ ST CERTIFICATE

A candidate who claims to belong to one of the Scheduled Caste or the Scheduled Tribes should submit in support of his/ her claim an attested/certified copy of a certificate in the form given below, from the District Officer or the sub-Divisional Officer or any other officer as indicated below of the District in which his/ her parents (or surviving parent) ordinarily reside who has been designated by the State Government concerned as competent to issue such a certificate. If both his/ her parents are dead, the officer signing the certificate should be of the district in which the candidate himself / herself ordinarily resides otherwise than for the purpose of his/ her own education. Wherever a photograph is an integral part of the certificate, the Commission would accept only attested photocopies of such certificates and not any other attested or true copy.

(The format of the certificate to be produced by Scheduled Castes and Scheduled Tribes candidates applying for appointment to posts under Government of India)

This is to certify that Shri/ Shrimati/ Kumari* _____ son/daughter
of _____ of village/town/* _____ in
District/Division * _____ of the State/Union Territory* _____

belongs to the Caste/Tribes _____ which is recognized as a Scheduled Castes/Scheduled Tribes* under:-

The Constitution (Scheduled Castes) Order, 1950 _____

The Constitution (Scheduled Tribes) Order, 1950 _____

The Constitution (Scheduled Castes) Union Territories Order, 1951 * _____

The Constitution (Scheduled Tribes) Union Territories Order, 1951* _____

As amended by the Scheduled Castes and Scheduled Tribes Lists(Modification) Order, 1956, the Bombay Reorganization Act, 1960 & the Punjab Reorganization Act, 1966, the State of Himachal Pradesh Act 1970, the North-Eastern Area(Reorganization) Act, 1971 and the Scheduled Castes and Scheduled Tribes Order(Amendment) Act, 1976.

The Constitution (Jammu & Kashmir) Scheduled Castes Order, 1956 _____

The Constitution (Andaman and Nicobar Islands) Scheduled Tribes Order, 1959 as amended by the Scheduled Castes and Scheduled Tribes Order (Amendment Act), 1976*.

The Constitution (Dadra and Nagar Haveli) Scheduled Castes Order 1962.

The Constitution (Dadra and Nagar Haveli) Scheduled Tribes Order 1962@.

The Constitution (Pondicherry) Scheduled Castes Order 1964@

The Constitution (Scheduled Tribes) (Uttar Pradesh) Order, 1967 @

The Constitution (Goa, Daman & Diu) Scheduled Castes Order, 1968@

The Constitution (Goa, Daman & Diu) Scheduled Tribes Order 1968 @

The Constitution (Nagaland) Scheduled Tribes Order, 1970 @

The Constitution (Sikkim) Scheduled Castes Order 1978@

The Constitution (Sikkim) Scheduled Tribes Order 1978@

The Constitution (Jammu & Kashmir) Scheduled Tribes Order 1989@

The Constitution (SC) orders (Amendment) Act, 1990@

The Constitution (ST) orders (Amendment) Ordinance 1991@

The Constitution (ST) orders (Second Amendment) Act, 991@

The Constitution (ST) orders (Amendment) Ordinance 1996

2. Applicable in the case of Scheduled Castes, Scheduled Tribes persons who have migrated from one State/Union Territory Administration.

This certificate is issued on the basis of the Scheduled Castes/ Scheduled tribes certificate issued to Shri/ Shrimati _____ Father/mother _____ of Shri/ Srimati/ Kumari* _____ of village/town* _____ in District/Division* _____ of the State/Union Territory* _____ who belong to the Caste/Tribe which is recognized as a Scheduled Caste/Scheduled Tribe in the State/Union Territory* issued by the _____ dated _____.

%3. Shri/ Shrimati/ Kumari and /or * his/her family ordinarily reside(s) in village/town* _____ of District/Division* _____ of the State/Union Territory of _____

Signature _____

** Designation _____

(with a seal of office)

Place _____

Date _____

* Please delete the words which are not applicable

@ Please quote specific presidential order

% Delete the paragraph which is not applicable.

NOTE: The term ordinarily resides used here will have the same meaning as in section 20 of the Representation of the People Act, 1950.

** List of authorities empowered to issue Caste/Tribe Certificates:

- (i) District Magistrate/Additional District Magistrate/Collector/Deputy Commissioner/Additional Deputy Commissioner/ Dy.Collector/ 1st Class Stipendiary Magistrate/Sub-Divisional Magistrate/Extra-Assistant Commissioner/Taluka Magistrate/Executive Magistrate.
- (ii) Chief Presidency Magistrate/Additional Chief Presidency Magistrate/Presidency Magistrate.
- (iii) Revenue Officers not below the rank of Tehsildar.
- (iv) Sub-Divisional Officers of the area where the candidate and/or his family normally resides.

NOTE: ST candidates belonging to Tamil Nadu state should submit a caste certificate ONLY FROM THE REVENUE DIVISIONAL OFFICER.

Annexure-VII

**FORM OF CERTIFICATE TO BE PRODUCED BY OTHER BACKWARD CLASSES
APPLYING FOR APPOINTMENT TO POSTS UNDER THE GOVERNMENT OF INDIA**

This is to certify that Shri/ Smt./ Kumari _____ son/ daughter of
_____ of village/town _____
in District/Division _____ in the State/Union Territory
_____ belongs to the _____ Community which is
recognized as a backward class under the Government of India, Ministry of Social Justice and
Empowerment's Resolution No. _____ dated _____. Shri/
Smt./ Kumari _____ and/ or his/ her family ordinarily reside(s) in the
_____ District/ Division of the _____ State /Union
Territory. This is also to certify that he/she does not belong to the persons/ sections (Creamy Layer)
mentioned in Column 3 of the Schedule to the Government of India, Department of Personnel &
Training O.M. No. 36012/22/93-Estt (SCT) dated 8.9.1993**.

District Magistrate: _____

Deputy Commissioner etc.: _____

Dated: _____

Seal: _____

* The authority issuing the certificate may have to mention the details of the Resolution of the Government of India, in which the caste of the candidate is mentioned as OBC.

** As amended from time to time.

Note: The term "Ordinarily" used here will have the same meaning as in Section 20 of the Representation of the People Act, 1950.

Annexure-VIII

Government of

(Name & Address of the authority issuing the certificate)

**INCOME & ASSETS CERTIFICATE TO BE PRODUCED BY ECONOMICALLY
WEAKER SECTIONS**

Certificate No. _____

Date _____

VALID FOR THE YEAR _____

This is to certify that Shri/ Smt./ Kumari _____ son/ daughter/ wife of _____ permanent resident of _____, Village/ Street _____ Post Office _____ District _____ in the State/ Union Territory _____ Pin Code _____ whose photograph is attested below belongs to Economically Weaker Sections, since the gross annual income* of his/ her 'family'** is below Rs. 8 Lakh (Rupees Eight Lakh only) for the financial year _____. His/ her family does not own or possess any of the following assets ***: -

- I. 5 acres of agricultural land and above;
- II. Residential flat of 1000 sq. ft. and above;
- III. Residential plot of 100 sq. yards and above in notified municipalities;
- IV. Residential plot of 200 sq. yards and above in areas other than the notified municipalities.

2. Shri/ Smt./ Kumari _____ belongs to the _____ caste which is not recognized as a Scheduled Caste, Scheduled Tribe and Other Backward Classes (Central List).

Signature with seal of Office _____

Name _____

Designation _____

Recent Passport-size
attested photograph of the
applicant

*Note 1: Income covered all sources i.e., salary, agriculture, business, profession etc.
** Note 2: The term 'Family' for this purpose includes the person, who seeks the benefit of reservation, his/ her parents and siblings below the age of 18 years as also his/ her spouse and children below the age of 18 years.
***Note 3: The property held by a "Family" in different locations or different places/cities has been clubbed while applying the land or property holding test to determine EWS status.

Annexure-IX

**FORM OF CERTIFICATE TO BE SUBMITTED BY THOSE CANDIDATES WHO
INTEND TO AVAIL RELAXATION IN HEIGHT OR CHEST MEASUREMENT**

Certified that Shri _____ S/o Shri _____ is
permanent resident of village _____, Tehsil/Taluka _____
District _____ of _____ State.

2. It is further certified that:

- * Candidates falling in the categories of Garhwalis, Kumaonis, Dogras, Marathas and candidates belonging to the State/ UT of Assam, Himachal Pradesh, Jammu & Kashmir, Ladakh.
- * Candidates hailing from the North Eastern States of Arunachal Pradesh, Manipur, Meghalaya, Mizoram, Nagaland, Sikkim and Tripura and candidates hailing from Gorkha Territorial Administration (GTA) comprising of the three Sub-Divisions of Darjeeling District namely Darjeeling, Kalimpong and Kurseong and includes the following “Mouzas” Sub-Division of these districts:

(1) Lohagarh Tea Garden, (2) Lohagarh Forest, (3) Rangmohan, (4) Barachenga, (5) Panighata, (6) Chota Adalpur, (7) Paharu, (8) Sukna Forest, (9) Sukna Part-I, (10) Pantapati Forest-I, (11) Mahanadi Forest, (12) Champasari Forest, (13) Salbari Chhat Part-II, (14) Sitong Forest, (15) Sivoke Hill Forest, (16) Sivoke Forest, (17) Chhota Chenga, (18) Nipania.

Signature

District Magistrate / Sub-Division Magistrate / Tehsildar

Date:

Place:

* Delete whichever is not applicable.

Annexure-X**State/ UT with Code**

State/ UT	Code	State/ UT	Code
Andaman and Nicobar Islands	01	Lakshadweep	19
Andhra Pradesh	02	Madhya Pradesh	20
Arunachal Pradesh	03	Maharashtra	21
Assam	04	Manipur	22
Bihar	05	Meghalaya	23
Chandigarh	06	Mizoram	24
Chhattisgarh	07	Nagaland	25
Dadra and Nagar Haveli and Daman and Diu	08	Odisha	26
Delhi	10	Puducherry	27
Goa	11	Punjab	28
Gujarat	12	Rajasthan	29
Haryana	13	Sikkim	30
Himachal Pradesh	14	Tamil Nadu	31
Jammu and Kashmir	15	Telangana	32
Jharkhand	16	Tripura	33
Karnataka	17	Uttar Pradesh	34
Kerala	18	Uttarakhand	35
Ladakh	37	West Bengal	36

List of Border Guarding Districts

Sl. No.	State	Border Districts
1.	Assam	Dhubri
2.		Cachar
3.		Karimganj
4.		Kokrajhar
5.		South Salmara Mankachar
6.		Chirang
7.		Baksa
8.		Udalguri
9.		Tamulpur
10.	Arunachal Pradesh	Tirap
11.		Changlang
12.		Longding
13.		Tawang
14.		West Kameng
15.		East Kameng
16.		Upper Subansiri
17.		Kurung Kumey
18.		Kra Daadi
19.		Shi yomi
20.		Siang
21.		Upper Siang
22.		Lower Dibang Valley
23.		Dibang Valley
24.		Anjaw
25.	Bihar	West Champaran
26.		East Champaran
27.		Sitamarhi
28.		Madhubani
29.		Supaul
30.		Araria
31.		Kishanganj
32.	Gujarat	Kachehh
33.		Banaskantha
34.		Patan
35.	Himachal Pradesh	Lahaul&Spiti
36.		Kinnaur
37.	Jammu & Kashmir	Kupwara
38.		Baramula
39.		Bandipore
40.		Poonch
41.		Rajouri
42.		Jammu
43.		Kathua
44.		Samba
45.	Ladakh	Leh
46.		Kargil

Sl. No.	State	Border Districts
47.	Manipur	Ukhrul
48.		Chandel
49.		Churachandpur
50.		Kamjong
51.		Tengnoupal
52.	Meghalaya	West Garo Hills
53.		West Jaintia Hills
54.		East Khasi Hills
55.		East Jaintia Hills
56.		South West Garo Hills
57.		South Garo Hills
58.		South West Khasi Hills
59.	Mizoram	Champhai
60.		Lawngtlai
61.		Saiha
62.		Serchhip
63.		Hnahthial
64.		Saitual
65.		Mamit
66.		Lunglei
67.	Nagaland	Phek
68.		Kiphire
69.		Mon
70.		Tuensang
71.		Noklak
72.		Shamatore
73.	Punjab	Gurdaspur
74.		Pathankot
75.		Amritsar
76.		Firozpur
77.		TaranTaran
78.		Fazilka
79.	Rajasthan	Sri Ganga Nagar
80.		Bikaner
81.		Jaisalmer
82.		Barmer
83.	Sikkim	Pakyong
84.		Soreng
85.		Gyalsingh (West district)
86.		Mangan (East Sikkim)
87.		Gangtok (North Sikkim)
88.	Tripura	North Tripura
89.		West Tripura
90.		South Tripura
91.		Dhalai
92.		Unakoti
93.		Khowai
94.		Sepahijala

Sl. No.	State	Border Districts
95.		Gomati
96.	West Bengal	South 24 Parganas
97.		North 24 Parganas
98.		Nadia
99.		Murshidabad
100.		Malda
101.		Dakshin Dinajpur
102.		Uttar Dinajpur
103.		Darjeeling
104.		Jalpaiguri
105.		Cooch Behar
106.		Alipurduar
107.		Kalimpong
108.	Uttarakhand	Uttarkashi
109.		Chamoli
110.		Pithoragarh
111.		Champawat
112.		Udham Singh Nagar
113.	Uttar Pradesh	Pilibhit
114.		LakhimpurKheri
115.		Bahraich
116.		Shravasti
117.		Balrampur
118.		Siddharthnagar
119.		Maharajganj

Annexure-XII**(List of Militancy/ Naxal affected Districts)**

Sl. No.	State	Number of Districts	Name of Districts
1	Andhra Pradesh	1	Alluri Sitaramraju.
2	Chhattisgarh	15	Bastar, Bijajpur, Dantewada, Dhamtari, Gariyaband, Kanker, Kondagaon, Mahasamund, Narayanpur, Rajnandgaon, Mohalla-Manpur-Ambagarh Chowki, Khairgarh-Chhuikhadan-Gandai, Sukma, Kabirdham, Mungeli.
4	Jharkhand	05	Giridih, Gumla, Latehar, Lohardaga, West Singhbhum.
5	Kerala	2	Wayanad, Kannur.
6	Madhya Pradesh	3	Balaghat, Mandla, Dindori.
7	Maharashtra	2	Gadchiroli, Gondia.
8	Odisha	7	Bolangir, Kalahandi, Kandhamal, Malkangiri, Nabarangpur, Nuapada, Rayagada.
9	Telangana	2	Bhadrachali-Kothagudem, Mulugu.
10	West Bengal	1	Jhargram.
	Total	38	
11	Arunachal Pradesh	All Districts	Militancy affected
12	Assam	All Districts	Militancy affected
13	Jammu & Kashmir	All Districts	Militancy affected
14	Ladakh	All Districts	Militancy affected
15	Manipur	All Districts	Militancy affected
16	Meghalaya	All Districts	Militancy affected
17	Mizoram	All Districts	Militancy affected
18	Nagaland	All Districts	Militancy affected
19	Tripura	All Districts	Militancy affected
	Total	9 States / UTs	

Annexure-XIII

Nativity/ Identity Certificate for West Pakistani Refugees

Office of the Sarpanch/ Numberdar/ Naib Tehsildar _____

Photograph

**IDENTITY CERTIFICATE FOR WEST PAKISTANI REFUGEE RESIDING IN THE
UTs OF JAMMU AND KASHMIR/ LADAKH**

This is to certify that Shri/ Ms./ Smt. _____ S/o, D/o, W/o
Shri _____ Formerly a resident of
Village _____ Tehsil _____ District _____ of
undivided India (now Pakistan) presently residing at H. No. _____ Street/ Lane
No. _____ Mohalla _____ Village
_____ Tehsil _____ District _____ is a West Pakistani
Refugee after having migrated from Pakistan during the Indo-Pak Conflict of 1947.

Sarpanch/ Numberdar/ Naib Tehildar

Annexure-XIV

Sl. N.	Name of the Sports/Game
1.	Archery
2.	Athletics
3.	Badminton
4.	Basketball
5.	Bodybuilding
6.	Boxing
7.	Climbing
8.	Cross Country
9.	Football
10.	Greco
11.	Gymnastics
12.	Handball
13.	Hockey
14.	Judo
15.	Kabaddi
16.	Karate
17.	Rafting
18.	Shooting
19.	Swimming
20.	Table Tennis
21.	Volleyball
22.	Water Sports
23.	Weight Lifting
24.	Wrestling
25.	Wushu
26.	Other Games